



JINHENG HYDRAULIC  
锦恒液压

## 宁波锦恒液压制造有限公司

NINGBO JINHENG HYDRAULIC MANUFACTURING CO., LTD

☑️ 软管接头  
Hose connector

☑️ 过渡接头  
Transition joint

☑️ 单向阀  
Check valve

☑️ 节流阀  
Throttle valve

☑️ 旋转接头  
Rotary joint

☑️ 各类非标件  
All kinds of non-standard parts



程春  
简文钊



13586774369  
15968092782

### 宁波锦恒液压制造有限公司

NINGBO JINHENG HYDRAULIC MANUFACTURING CO., LTD



宁波市鄞州区姜山镇蔡郎桥丽横路99号

99 Liheng Road, callangqiao, Jiangshan Town, Yinzhou District, Ningbo



0574-88060681



0574-88060681



www.nbjinheng.com



sale@nbjinheng.com



网站二维码



扫一扫+微信



# Company profile

公司简介



JINHENG HYDRAULIC  
锦恒液压

宁波锦恒液压制造有限公司座落于现代化的海滨城市——宁波，交通便捷、配套齐全、公司距离机场、高铁、港口均半小时车程。

锦恒液压是一家致力于液压管接头、软管接头、软管总成、功能接头的研制、开发与制造的专业公司。公司拥有CNC数控、加工中心、刀塔机及各类专用机床的加工设备，同时配备了轮廓仪、影像测量仪、气动量仪、粗糙度仪、硬度仪等先进的检测设备。公司汇集了业界优秀的专业人才，引进先进的企业管理理念和技术，以精湛的生产工艺和严格的质量管理，秉着诚信为本、质量为先、服务至上的原则、为您制造各种高质量的流体连接件、非标定制产品。

我们为国内外诸多行业客户服务，如工程机械、机械制造、船舶、造纸、钢铁、冶金、农业、食品、制药等行业领域。

专业的技术、先进的设备，核心的队伍使我们充满自信，能迅速让我们公司在激烈的市场竞争中，不断发展、不断壮大、回馈社会！



Ningbo Jinheng hydraulic manufacturing co.,ltd is located in the modern coastal city---- Ningbo,which has Convenient transportation&complete facilities.only costs about half hour to airport,highway station,and sea port.

Jin cheng is a mature manufacturer dedicated to the research,Development and produce of hydraulic pipe joints, hose joints,hose assemblies and functional joints we have CNC numerical control, Machining center, Turret machine and various specialized machine processing tools. And together with advanced testing equipment such as Profiler, image measuring instrument, Pneumatic measuring instrument, Roughness meter,hardness instruments and so on.

we have brought together outstanding professionals in the industry, adopted superior enterprise management concepts and technologies, with exquisite production technology and strict quality management, sticked to the principles of integrity-based, quality-first, service-oriented, to create High-quality fluid connectors, non-standard customized products.

We serve customers in many industries at home and abroad, such as construction machinery, machinery manufacturing, shipbuilding, paper-making, steel, metallurgy, agriculture, food, pharmaceuticals and other industries.





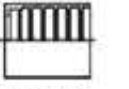
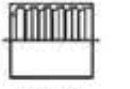
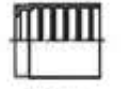
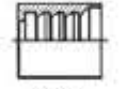
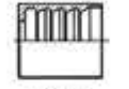
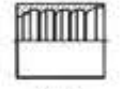

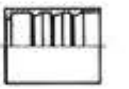

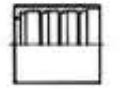
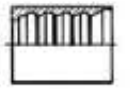
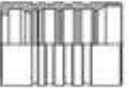




























Professional technology, advanced equipment, and the united team make us full of confidence to keep developing , growing, and contribute to the society in the fierce market competition!








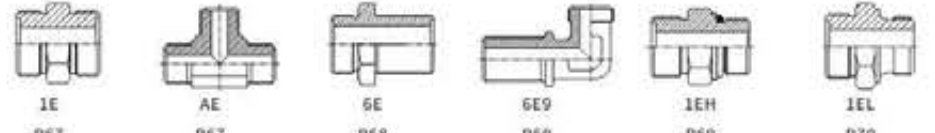

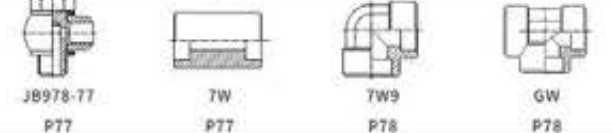
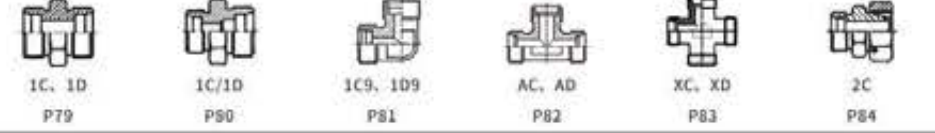
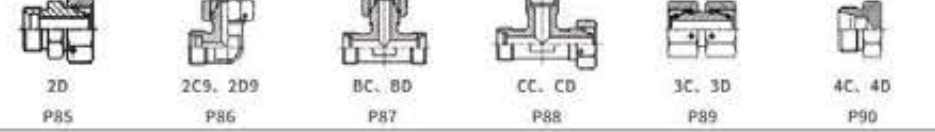
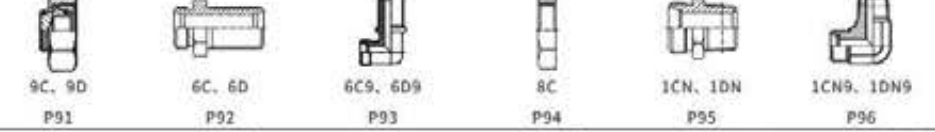
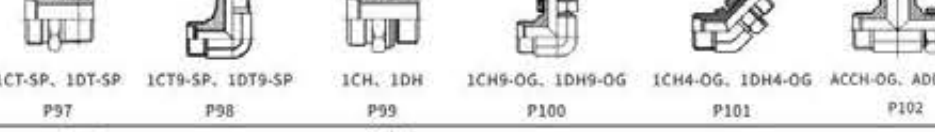
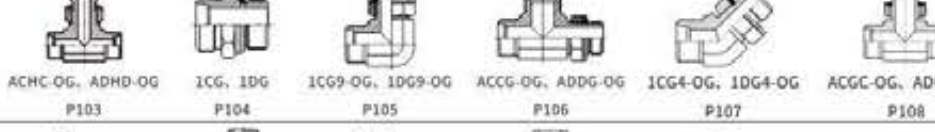
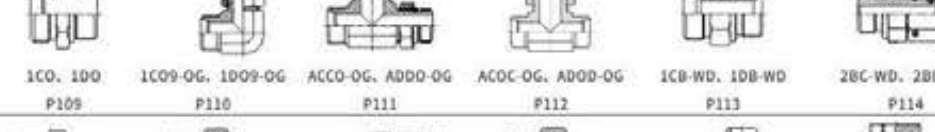
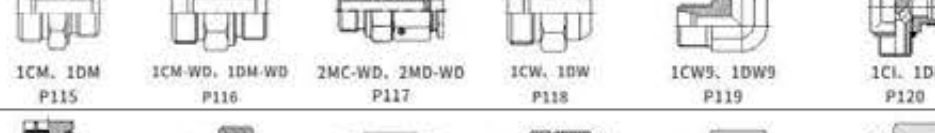
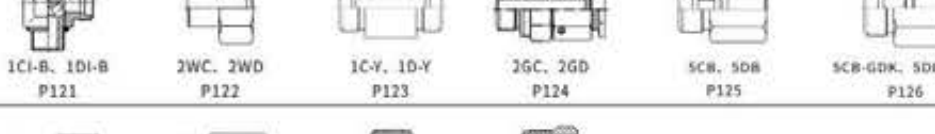

# 目录 CONTENT

<b>液压软管总成、液压软管 HYDRAULIC HOSE ASSEMBLY、HYDRAULIC HOSE</b>	
软管总成订货代号 HOW TO ORDER HOSE ASSEMBLY.....	1
软管总成长度测量 HOW TO MEASURE ASSEMBLY.....	2
软管总成装配角测量 HOW TO MEASURE DISPLACEMENT ANGLE.....	3
软管总成自然弯曲方向的规定 BENDING DIRECTION OF THE ASSEMBLY.....	3-4
软管总成的正确安装 CORRECT ASSEMBLY INSTALLATION.....	5
软管实际工作压力与寿命关系图 HOSE ACTIVE WORKING PRESSURE-WORKING LIFE.....	6
一层钢丝编织软管 ONE WIRE BRAID HOSE (EN853 1SN) .....	7
二层钢丝编织软管 TWO WIRE BRAID HOSE (EN853 2SN) .....	7
钢丝缠绕软管 WIRE SPIRAL HOSE (GB/T 10544 4SH/EN 856 4SH) .....	8
钢丝缠绕软管 WIRE SPIRAL HOSE (GB/T 10544 4SP/EN 856 4SP) .....	8
<b>软管接头 HOSE FITTING</b>	
扣压式软管接头 SWAGED HOSE FITTING.....	11-62
内锁式软管接头 INTERLOCK HOSE FITTINGS.....	62-66
<b>过渡接头 ADAPTER</b>	
过渡接头代号说明 HOW TO ORDER ADAPTER.....	9-10
公制螺纹O形圈平面密封接头 METRIC THREAD O-RING FACE SEAL FITTINGS.....	67-76
焊接接头 WELDING FITTINGS .....	77-78
公制卡套接头 METRIC THREAD BITE TYPE TUBE FITTINGS.....	79-129
公制螺纹74°锥面密封接头 METRIC THREAD 74° CONE FLARED TUBE FITTINGS .....	130-139
日本英管螺纹60°锥面密封接头 JAPANESE BSP THREAD 60° CONE FITTINGS.....	140-143
英管螺纹60°锥面密封接头 BSP THREAD 60° CONE FITTINGS.....	144-170
英管管螺纹BSPT接头 BSPT THREAD FITTINGS.....	171-175
美制锥管螺纹NPT接头 NPT THREAD FITTINGS.....	176-183
美制螺纹74°锥面扩口接头 JIC 74° CONE FLARED TUBE FITTINGS.....	183-212
美制螺纹O形圈平面密封ORFS接头 ORFS FITTINGS.....	213-222
ISO 6162法兰接头 ISO 6162 FLANGE FITTINGS.....	223-236
堵头 PLUG.....	237-242
单向阀 NON RETURN VALVE.....	243-249
单向节流阀 ONE-WAY THROTTLE VALVE.....	250-255
高压球阀 HIGH PRESSURE BALL VALVE.....	256-262
旋转接头 ROTARY FITTINGS.....	263-276
其他产品 OTHER PRODUCTS.....	277-280
<b>附加说明 INFORMATION</b>	
卡套接头装配说明 BITE TYPE TUBE FITTING ASSEMBLY INSTRUCTIONS.....	281-282
油口端拧紧力矩 TIGHTENING TORQUE ON PORT END.....	283-284
油口型式 PORT.....	285-291
密封件 SEAL.....	292-294















































# 型号索引 MODEL INDEX















































软管 Hose	 1SN 一层钢丝编织软管 One Wire Braid Hose (EN853 1SN) P07	 2SN 二层钢丝编织软管 Two Wire Braid Hose (EN853 2SN) P07					
	 4SH 四层钢丝螺旋软管 4SH Four Wire Spiral Hose (GB/T 10544 4SH-EN 856 4SH) P08	 4SP 四层钢丝螺旋软管 4SP Four Wire Spiral Hose (GB/T 10544 4SP-EN 856 4SP) P08					
套筒 Ferrule	 00110-A P11	 00110 P11	 03310 P12	 00200 P12	 00210 P13	 00400 P13	 00401 P14
	 01100 P14	 01200 P15	 01300 P15	 01400 P16	 00621 P16		
公制螺纹平面密封 Flat Seal	 10311. 10312 P17	 20211. 20212 P18	 20241. 20242 P19	 20291. 20292 P20			
公制螺纹74°锥密封 74° Cone Seal	 10711. 10712 P21	 20711. 20712 P22	 20741. 20742 P23	 20791. 20792 P23			
公制螺纹24°锥密封 24° Cone O-ring Seal	 10411. 10412 P24	 20411. 20412 P25	 20441. 20442 P26	 20491. 20492 P27			
	 10511. 10512 P28	 20511. 20512 P29	 20541. 20542 P30	 20591. 20592 P31			
卡套式直管 Standpipe	 50011. 50012 P32	 50041. 50042 P33	 50091. 50092 P34				
英管螺纹球面密封 BSP Multiseal	 22111. 22112 P35	 22141. 22142 P36	 22191. 22192 P37				
英管螺纹60°锥面密封 BSP 60° Cone Seal	 12611. 12612 P38	 12611A. 12612A P39	 22611. 22612 P40	 22641. 22642 P41	 22691. 22692 P42	 22611D. 22612D P43	






















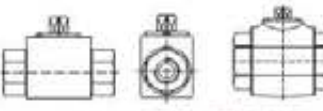
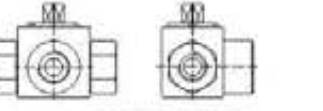
























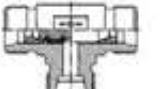
英锥管螺纹 BSPT	 13011-SP, 13012-SP P44
美制布锥管外螺纹 NPT MALE	 15611, 15612 P45
美制JIC螺纹74°锥面 JIC74° Cone Seal	 16711, 16712    26711, 26712    26741, 26742    26791, 26792    26711D, 26712D P46    P47    P48    P49    P50
美制ORFS螺纹平面密封 ORFS Flat Seal	 24211, 24212    24241, 24242    24291, 24292 P51    P52    P53
SAE法兰式轻系列 SAE Flange L.T.	 87311, 87312    87341, 87342    87391, 87392 P54    P54    P55
SAE法兰式重系列 SAE Flange H.T.	 87611, 87612    87641, 87642    87691, 87692 P56    P57    P57
铰接接头 Banjo	 70011, 70012    72011, 72012    720B    700M P58    P59    P60    P60
美制锥螺纹旋转接头 NPT Swivel	 15611SW P61
矿用接头 Staplelok	 60011, 60012    67011, 67012 P61    P62
SAE法兰式轻系列 SAE Flange L.T.	 87313    87343    87393 P62    P63    P63
SAE法兰式重系列 SAE Flange H.T.	 87613    87643    87693 P64    P64    P65
9000PSI 法兰 9000PSI Flange	 87913    87943    87993 P65    P66    P66

公制螺纹O形圈 平面密封接头 Metric Thread O-Ring Face Seal Fitting	 1E    AE    6E    6E9    1EH    1EL P67    P67    P68    P69    P69    P70
	 1EN    1ET-SP    1EW    1EW9    1EZ    2WE P71    P72    P73    P74    P75    P76
焊接接头 Welding Fittings	 JB978-77    7W    7W9    GW P77    P77    P78    P78
公制螺纹卡套接头 Metric Thread Bite Type Tube Fitting	 1C, 1D    1C/1D    1C9, 1D9    AC, AD    XC, XD    2C P79    P90    P81    P82    P83    P84
	 2D    2C9, 2D9    BC, BD    CC, CD    3C, 3D    4C, 4D P85    P86    P87    P88    P89    P90
	 9C, 9D    6C, 6D    6C9, 6D9    8C    1CN, 1DN    1CN9, 1DN9 P91    P92    P93    P94    P95    P96
	 1CT-SP, 1DT-SP    1CT9-SP, 1DT9-SP    1CH, 1DH    1CH9-OG, 1DH9-OG    1CH4-OG, 1DH4-OG    ACCH-OG, ADDH-OG P97    P98    P99    P100    P101    P102
	 ACHC-OG, ADHD-OG    1CG, 1DG    1CG9-OG, 1DG9-OG    ACCG-OG, ADDG-OG    1CG4-OG, 1DG4-OG    ACCG-OG, ADGD-OG P103    P104    P105    P106    P107    P108
	 1CO, 1O    1CO9-OG, 1DO9-OG    ACCO-OG, ADDO-OG    ACOC-OG, ADOD-OG    1CB-WD, 1DB-WD    2BC-WD, 2BD-WD P109    P110    P111    P112    P113    P114
	 1CM, 1DM    1CM-WD, 1DM-WD    2MC-WD, 2MD-WD    1CW, 1DW    1CW9, 1DW9    1CI, 1DI P115    P116    P117    P118    P119    P120
	 1CI-B, 1DI-B    2WC, 2WD    1C-Y, 1D-Y    2GC, 2GD    5CB, 5DB    5CB-GDK, 5DB-GDK P121    P122    P123    P124    P125    P126
	 7BC-GDK/S, 7BD-GDK/S    5CM, 5DM    NL, NS    RL, RS P126    P127    P128    P129

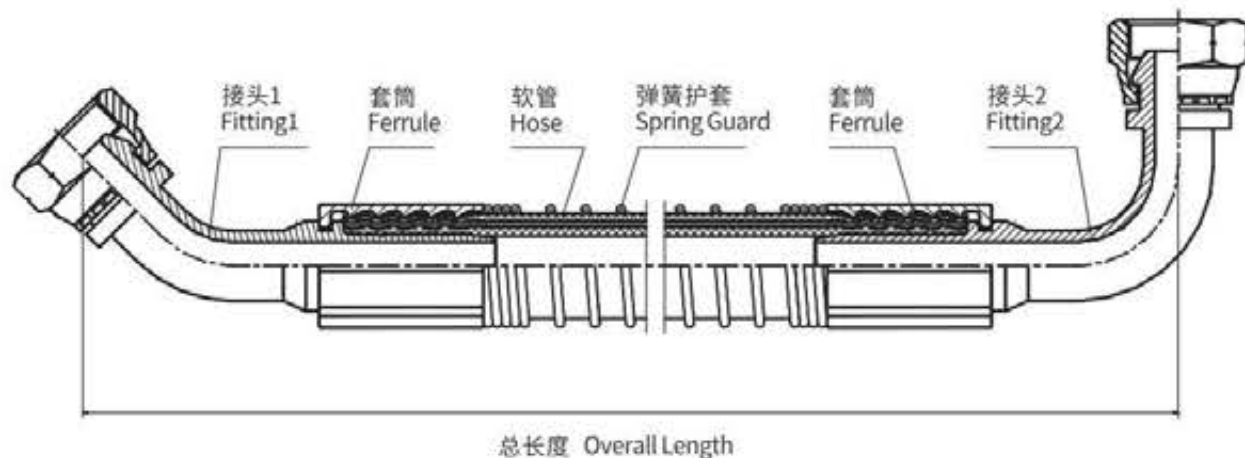
公制螺纹74° 锥面扩口密封接头 Metric Thread 74° Cone Flared Tube Fitting	 1Q P130	 AQ P130	 2Q9 P131	 6Q P132	 1QH P133	 1QH9 P133
	 1QG P134	 1QG9 P134	 1QD P135	 1QD9 P135	 1QN P136	 1QN9 P137
	 1QT-SP P138	 1QT9-SP P138	 NB200-Q P139	 NB500-Q P139		
日式英管螺纹60° 锥密封接头 Japanese BSP Thread 60° Cone Fitting	 1S P140	 1SG P140	 1SG9-OG P141	 1ST4-SP P141	 1ST-SP P142	 1ST9-SP P143
英管螺纹60° 锥面密封接头 BSP Thread 60° Cone Fitting	 1B P144	 1B9 P145	 AB P145	 2B P146	 2B4 P147	 2B9 P147
	 BB P148	 CB P148	 4B P149	 9B P149	 6B P150	 8B P150
	 1BT-SP P151	 1BT4-SP P152	 1BT9-SP P153	 1BN P154	 1BN9 P155	 1BJ P155-P156
	 1BG P157	 1BG9-OG P158	 1BG4-OG P158	 1BH P159	 1BH9-OG P160	 1BO P161
	 1BO9-OG P162	 1B-WD P163	 2NB P164	 2NB9 P165	 2TB-SP P166	 2TB9-SP P167

英管螺纹60° 锥面密封接头 BSP Thread 60° Cone Fitting	 5B-WD P168	 5B9 P169	 7B P169	 7B9-PK P170	 GB-PK P170
英锥管螺纹 BSPT接头 BSPT Thread Fitting	 1T-SP P171	 1T9-SP P172	 4T-SP P172	 5T-SP P173	 5T9-SP P174
	 7T P175	 GT-PK P175			
美制锥管螺纹 NPT接头 NPT Thread Fitting	 1N P176	 1N9 P177	 AN P178	 4N P178	 5N P179
	 JN P181	 HN P181	 7N P182	 7N9-PK P182	 GN-PK P183
美制螺纹74° 锥面扩口接头 JIC 74° Cone Flared Tube Fitting	 1J4 P183	 1J P184	 1J9 P185	 AJ P186	 2J P187
	 2J9 P188	 BJ P189	 CJ P190	 4J P191	 9J P192
	 9J-CAP P192	 6J P193	 8J P193	 1JN P194	 1JN9 P195
	 2NJ P196	 1JT-SP P197	 1JT9-SP P198	 1JT4-SP P199	 2TJ-SP P200
	 1JO P201	 1JO9 P202	 AJJO-OG P203	 AJOJ-OG P204	

美制螺纹74° 锥面扩口接头 JIC 74° Cone Flared Tube Fitting	 1JG P205  1JG9-OG P206  AJGJ-OG P207  AJGJ-OG P208  1JB-WD P209  1JM-WD P210
	 NB200 P211  NB300 P211  NB500 P212
美制螺纹O形圈 平面密封 ORFS接头 ORFS Fitting	 1F P213  1F9 P214  AF P214  2F P215  2F9 P216  CF P216
	 4F P217  6F P217  8F P218  1FN P218  1FN9 P219  1FO P220
	 1FO9-OG P221  1FH P222  1FH9-OG P222
6162法兰接头 6162 Flange Fitting	 1CFL 1DFL P223  1CFL9 1DFL9 P224  1DFS P225  1DFS9 P225  1FFL P226  1FFL9 P226
	 1FFS P226  1FFS9 P227  1JFL P227  1JFL9 P228  1JFS P229  1JFS9 P230
	 1FLW P231  1FSW P232  FL P233  FS P233  FL-W P234  FS-W P234
	 4FL P235  4FS P235  4FL-M P236  4FS-M P236

堵头Plug	 4BN-WD P237  4MN-WD P238  4HN P239  4ON P239  4TN P240  4NN P240
	 4MN P241  4BN P241  4LN P242
单向阀 Non Return Valve	 RD P244  RV-R-ED P245  RZ-R-ED P246  RV-M-ED P247  RZ-M-ED P248  RDI P249
单向节流阀 One-way Throttle Valve	 DXJLF-WD P250  DXJLF-EO P251  DXJLF-WD P252  DXJLF-WD P253  DXJLF-EO P254  DXJLF-EO P255
高压球阀 High Pressure Ball Valve	 KHB RKH系列二通高压球阀 P256-258  KHB3K系列三通高压球阀 P259-262
旋转接头 Rotary Fittings	 DGS 101 P265  DGS 102-R P265  DGS 102-M P265  DGS 103 P265  DGS 104-R P267  DGS 104-M P267
	 DGS 105 P268  DGS 107 P269  DGS 108 P270  DGS 208-R P271  XZJT/1D1 P273  XZJT/1FO9 P273
	 XZJT/1JO9 P274  XZJT/1JT9 P274  XZJT/1N9 P275  XZJT/1SG9 P275  XZJT/1ST9 P276  XZJT/2NU9 P276
其他产品 Other Products	 外螺纹测压点接头 JH-1CH, JH-1CO, JH-1CG P277  外螺纹测压点接头 JH-1CM-WD, JH-1CB-WD P277  压力表连接测压点接头 JH-2C, JH-2D P277
	 测压表线 P278  三通梭阀 WV P279  直通单向阀 CV P279  软密封三通梭阀 WVOR P280

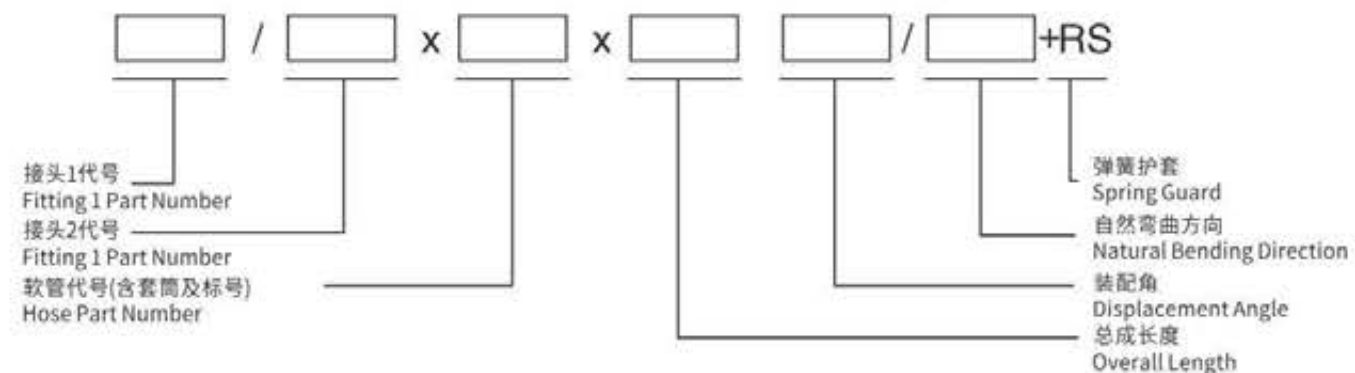
### 软管总成订货代号 How To Order Hose Assembly



如上图示，液压软管总成由软管、接头1、接头2、套筒扣压而成。接头1与接头2可以相同，也可以不同，可以是直芯也可以是弯芯，弹簧护套可以不用。

As the above fig, the hydraulic hose assembly consists of hose, fitting1, fitting2 and ferrule. The fitting1 maybe the same or different as the fitting2. They can be straight or elbow. The spring guard may not be used.

软管总成的订货代号按下述方法表示:  
Hose Assembly Part Number:



订货示例 1: 22641-08-08/22691-12-08X1T08X1000V90/SSX+RS;

当无装配角、自然弯曲方向或弹簧护套时，则代号中这些内容可省去不写。

订货示例 2: 当接头1与接头2相同时，只标一个接头的代号。

22691-08-08X1T08X1000V90

Example 1: 22641-08-08/22691-12-08X1T08X1000V90/SSX+RS;

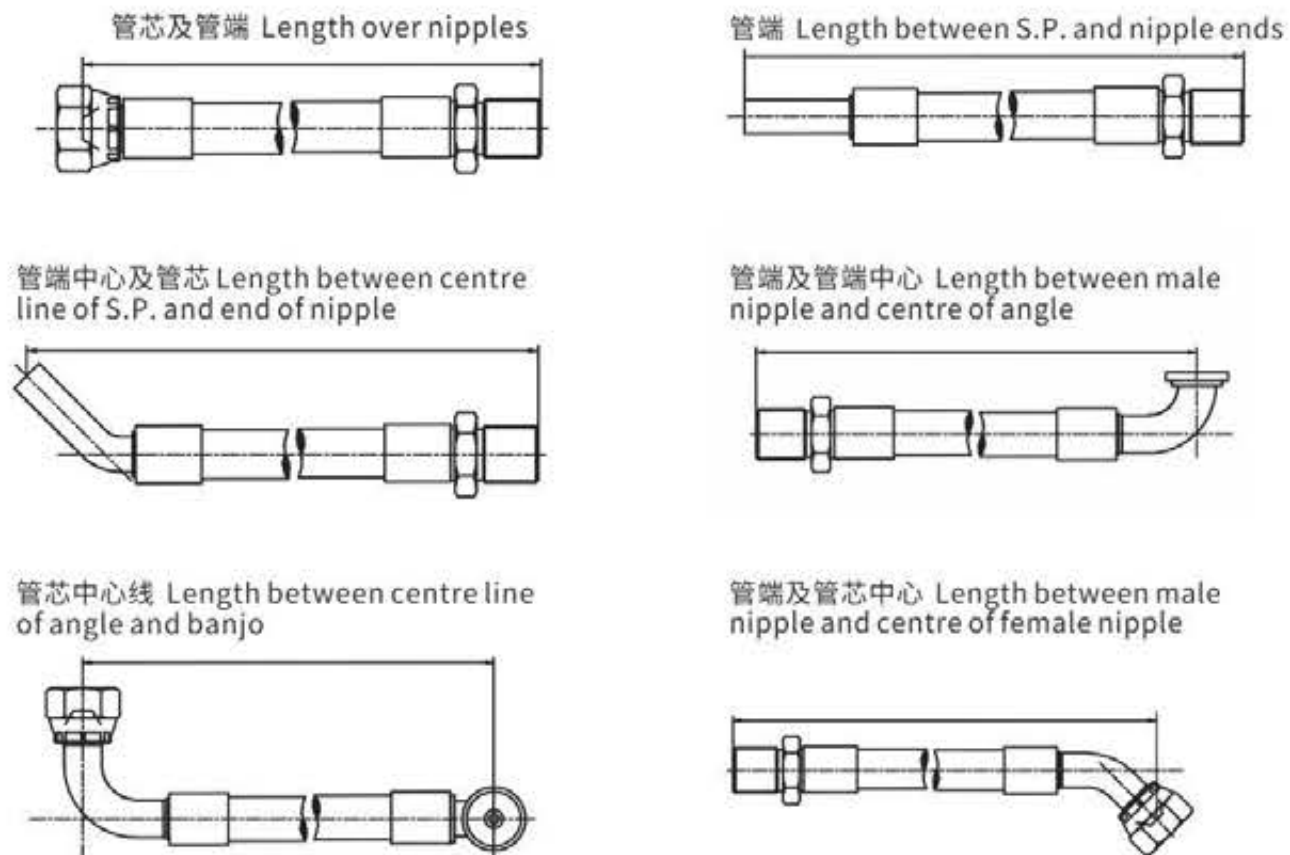
Without displacement angle, natural bending direction or spring guard, these part number may be omitted.

Example 2: The assembly with two fittings of the same part number is called out with only one fitting part number.

22691-08-08X1T08X1000V90"

### 软管总成长度测量 How To Measure Assembly

软管总成长度L以从接头芯端面或弯接头芯中心为基准进行测量。如下图示。  
The overall length of the hose assembly is measured to the sealing surface of straight fittings or to the centreline of elbow fittings. As the following:



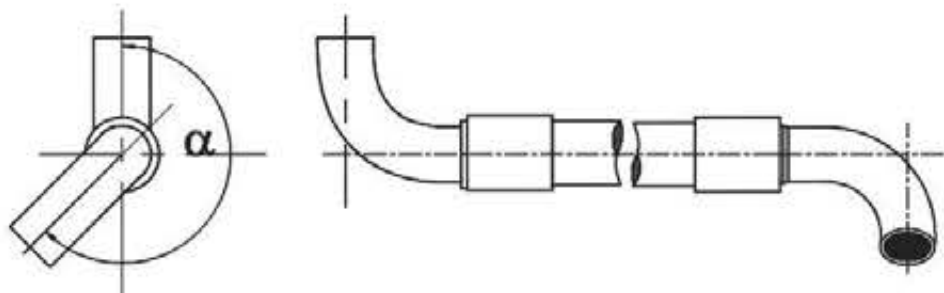
### 软管总成长度公差 Length Tolerance For Hose Assembly

软管总成长度 Length of Hose Assembly (mm)	下列公称内径软管总成长度公差 Tolerance		
	<25	25<公称内径 Hose DN≤50	>50
<630	+7mm -3mm	+12mm -4mm	+25mm -6mm
630<总成长度≤1250 630<Assembly Length≤1250	+12mm -4mm	+20mm -6mm	
1250<总成长度≤2500 1250<Assembly Length≤2500	+20mm -6mm	+25mm -6mm	
2500<总成长度≤8000 2500<Assembly Length≤8000	+1.5% -0.5%		
>8000	+3% -1%		

## 软管总成装配角测量 How To Measure Displacement Angle

当总成的两端接头均为弯接头时，装配时两弯接头间有一角度关系。测量时，把管总成拉直，并沿直线方向看，把弯接头1置垂直向上方向，按顺时针测量弯接头2与垂直放置的弯接头1之间的夹角，即为软管总成的装配角，用V表示。如图所示，例当装配角 $\alpha$ 为225°时，标记为V225。

Specified only if two elbow fittings are used. To measure displacement angle of a hose assembly, point one end of coupling "1" to a vertical position upward. The angle can then be measured from the centreline of coupling "1" in a clockwise direction to the centreline of coupling "2". As shown:



## 软管总成自然弯曲方向的规定 Bending Direction of the Assembly

由于软管库存时成捆盘扎，在加工总成时难以拉直，当有一端接头为弯接头时，就存在弯接头与软管自然弯曲方向间的关系。

把软管自然放置的平面作为水平面。

Hoses are packed in bundle. So the hose is difficult to draw to straight when it is assembled. When one end fitting of the assembly is elbow, it exists natural bending direction. Set hose natural putting plane as horizontal plane.

软管总成的一端接头为弯曲接头，另一端接头为直接头时有如下四种情况  
When one fitting is elbow, the other fitting is straight, as shown

图示 Fig.	说明 Description	表示代号 Code
	单头平面垂直向外 One End Vertical Outward	DCW
	单头平面垂直向内 One End Vertical Inward	DCN
	单头水平向上 One End Horizontal Upward	DSS
	单头水平向下 One End Horizontal Downward	DSX

软管总成的二端接头均为弯曲接头时有如下十种情况  
When two fittings of the assembly are both elbow, as shown:

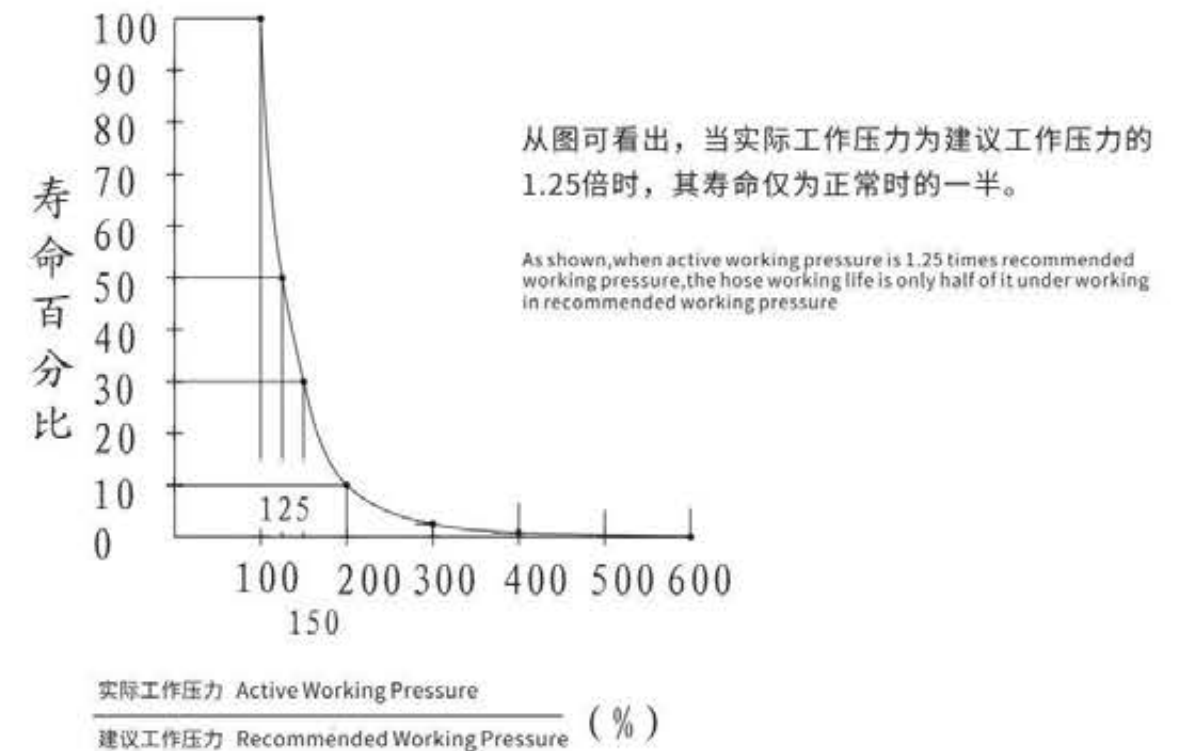
图示 Fig.	说明 Description	表示代号 Code
	双头水平向下 Two Ends Horizontal Downward	SSX
	双头水平向上 Two Ends Horizontal Upward	SSS
	双头水平异向接头1向下，接头2向上 Two Ends in the Different Direction Fitting 1 Downward, Fitting 2 Upward	SSY
	双头同向平面垂直向外 Two Ends in the Same Direction Two Ends Vertical Outward	STC
	双头异向平面垂直接头1向外，接头2向内 Two Ends in the Different Direction Fitting 1 Outward, Fitting 2 Inward	SYC1
	双头异向平面垂直接头1向内，接头2向外 Two Ends in the Different Direction Fitting 1 Inward, Fitting 2 Outward	SYC2
	接头1平面垂直向内 接头2水平向上 Fitting 1 Vertical Inward Fitting 2 Horizontal Upward	YNES
	接头1平面垂直向外 接头2水平向上 Fitting 1 Vertical Outward Fitting 2 Horizontal Upward	YWES
	接头1平面垂直向内 接头2水平向下 Fitting 1 Vertical Inward Fitting 2 Horizontal Downward	YNEX
	接头1平面垂直向外 接头2水平向下 Fitting 1 Vertical Outward Fitting 2 Horizontal Downward	YWEX



## 软管总成的正确安装 Correct Assembly Installation

<p>软管总成两端装配后不应把软管拉直, 应有些松弛。因在压力作用下, 软管长度会有变化, 其变化幅度从+4% ~ +2%。 Since hose may change in length from +2% to -4% under the surge of high pressure sufficient slack for expansion and contraction.</p>	<p>安装时软管不能扭曲连接, 因在高压作用下有扭直趋势, 会使接头螺母旋松, 严重时会使软管在应变点破裂。 Hose should not be twisted. Hose is weakened when installed in twisted position. Also pressure in twisted hose tends to loosen fitting connections. Design so that machine motion produces bending rather than twisting.</p>
<p>软管的安装连接, 无论在自然状态下, 还是在运动状态中, 其弯曲半径均不能小于软管制造厂规定的最小弯曲半径。且软管的弯曲半径, 应远离软管接头处, 其最短距离A, 应大于软管外径的1.5倍。 Never use a bending radius less than the minimum shown in the hose specification tables. The bending radius of the hose should be far away from the hose fitting (A&gt;1.5R).</p>	<p>软管连接时应留合适的长度, 要使其弯曲部位有比较大的弯曲半径。 Leave proper length when the hose is connected.</p>
<p>软管运动时应有较大的弯曲半径。 Hose bending radius is bigger when it is motion.</p>	<p>选择合适的接头, 以避免小的弯曲半径, 避免软管的附加应力。 Choice proper fittings, avoid too small bending radius and excess force.</p>
<p>选用合适的接头, 使软管的弯曲平面与运动方向在同一平面内, 以避免扭曲。 Choice proper fittings, avoid twisting in hose lines bent in two planes.</p>	<p>选用合适的接头, 合理利用安装空间, 避免使用多余的软管。 Choice proper fittings, avoid excessive hose length.</p>
<p>在软管的不同弯曲平面转换处, 合理使用管夹, 以避免软管扭曲。 Avoid twisting in hose by using clamp properly.</p>	<p>尽可能避免软管直接接触其它物体或远离其它物体以减少摩擦。 Reduce friction, avoid hose touching the object directly or far away from the object.</p>

## 软管实际工作压力与寿命关系图 Hose Active Working Pressure-Working Life



## 软管总成的贮存要求 Store Conditions of the Assembly

- ★ 只要有可能, 贮存温度应当在0~35°C之间, 贮存期间产品的温度最高不得超过50°C。
  - ★ 贮存区不得停放能产生臭氧的装置。如汞蒸气灯、高电压电气装置、电动机或其他能产生电火花或放电的装置。
  - ★ 不能与腐蚀性产品放在一起或暴露在这些产品的挥发气体中。
  - ★ 应远离热源和能产生电场和磁场的设备。
  - ★ 应避免阳光或强烈人造光源直射。
  - ★ 应避免与尖锐的物体或地面接触。
  - ★ 应平放, 堆叠不能很高。
  - ★ 应保证不受啮齿类动物的侵害。
  - ★ 贮存时遵守先进先出的原则。
- ★ If possible, the storing temperature range is within 0~35°C. During storing, temperature should not exceed 50°C.
  - ★ The storing areas can not place equipments which can produce ozone. For example mercury vapour lamp, high voltage electric device and other equipments which can produce spark or set out electricity.
  - ★ Can not be placed with erosive products or exposed over gas/volatile of these products.  
Far away from heat source and equipments which can produce electric field or magnetic field.
  - ★ Avoid sunshine or strong artificial light source.
  - ★ Avoid to touch the sharp objects or the ground.
  - ★ Can not be piled up too high.
  - ★ Guarantee against rodent attacking.
  - ★ Observe the rule of "First in, then first out".

**一层钢丝编织软管 One Wire Braid Hose (EN853 1SN)**


内衬层 Inner Tube: 耐油合成橡胶 Oil Resistant Synthetic Rubber  
 增强层 Reinforcement: 1层钢丝编织增强层 A Single Wire Braid Reinforcement  
 外覆层 Cover: 耐油耐恶劣天气合成橡胶 Oil And Weather Resistant Synthetic  
 温度范围 Temperature Range: -40C~+100°C  
 可用接头芯 Insert: xxxx1-xx-xx系列 xxxx1-xx-xx Series

软管代号 HOSE PART NO.	公称内径 DN		软管尺寸 HOSE SIZE		软管内径 HOSE I.D.	软管外径 HOSE O.D.	最低爆破压力 MIN. BURST PERS.	最大工作压力 MAX. W. P.	最小弯曲半径 MIN. BEND. RAD.	配用套筒 FERRULE
	mm	DASH	in	mm	mm	Mpa	Mpa	mm		
1SN03	5	-03	3/16	4.8	11.8	100	25.0	90	00110-03A	
1SN04	6	-04	1/4	6.4	13.4	90	22.5	100	00110-04A	
1SN05	8	-05	5/16	7.9	15.0	85	21.5	115	00110-05A	
1SN06	10	-06	3/8	9.5	17.4	72	18.0	130	00110-06A	
1SN08	12	-08	1/2	12.7	20.6	64	16.0	180	00110-08A	
1SN10	16	-10	5/8	15.9	23.7	52	13.0	200	00110-10A	
1SN12	20	-12	3/4	19.0	27.7	42	10.5	240	00110-12A	
1SN16	25	-16	1	25.4	35.6	35	8.8	300	00110-16A	
1SN20	32	-20	1.1/4	31.8	43.5	25	6.3	420	00110-20	
1SN24	40	-24	1.1/2	38.1	50.6	20	5.0	500	00110-24	
1SN32	50	-32	2	50.8	64.0	16	4.0	630	00110-32	

**二层钢丝编织软管 Two Wire Braid Hose (EN853 2SN)**


内衬层 Inner Tube: 耐油合成橡胶 Oil Resistant Synthetic Rubber  
 增强层 Reinforcement: 2层钢丝编织增强层 Two Braids Of Wire Reinforcement  
 外覆层 Cover: 耐油耐恶劣天气合成橡胶 Oil And Weather Resistant Synthetic  
 温度范围 Temperature Range: -40C~+100°C  
 可用接头芯 Insert: xxxx1-xx-xx系列 xxxx1-xx-xx Series

软管代号 HOSE PART NO.	公称内径 DN		软管尺寸 HOSE SIZE		软管内径 HOSE I.D.	软管外径 HOSE O.D.	最低爆破压力 MIN. BURST PERS.	最大工作压力 MAX. W. P.	最小弯曲半径 MIN. BEND. RAD.	配用套筒 FERRULE
	mm	DASH	in	mm	mm	Mpa	Mpa	mm		
2SN03	5	-03	3/16	4.8	13.4	165	41.5	90	03310-03	
2SN04	6	-04	1/4	6.4	15.0	160	40.0	100	03310-04	
2SN05	8	-05	5/16	7.9	16.7	140	35.0	115	03310-05	
2SN06	10	-06	3/8	9.5	19.1	132	33.0	130	03310-06	
2SN08	12	-08	1/2	12.7	22.2	110	27.5	180	03310-08	
2SN10	16	-10	5/8	15.9	25.4	100	25.0	200	03310-10	
2SN12	20	-12	3/4	19.0	29.3	85	21.5	240	03310-12	
2SN16	25	-16	1	25.4	38.1	65	16.5	300	03310-16	
2SN20	32	-20	1.1/4	31.8	48.3	50	12.5	420	00200-20	
2SN24	40	-24	1.1/2	38.1	54.6	36	9.0	500	00200-24	
2SN32	50	-32	2	50.8	67.4	32	8.0	630	00200-32	

**钢丝缠绕软管 Wire Spiral Hose (GB/T 10544 4SH/EN 856 4SH)**


内衬层 Inner Tube: 耐油合成橡胶 Oil Resistant Synthetic Rubber  
 增强层 Reinforcement: 4层钢丝缠绕增强层 4 Wire Spirals Reinforcement  
 外覆层 Cover: 耐油耐恶劣天气合成橡胶 Oil And Weather Resistant Synthetic  
 温度范围 Temperature Range: -40C~+100°C  
 可用接头芯 Insert: xxxx2-xx-xx系列 xxxx2-xx-xx Series

软管代号 HOSE PART NO.	公称内径 DN		软管尺寸 HOSE SIZE		软管内径 HOSE I.D.	软管外径 HOSE O.D.	最低爆破压力 MIN. BURST PERS.	最大工作压力 MAX. W. P.	最小弯曲半径 MIN. BEND. RAD.	配用套筒 FERRULE
	mm	DASH	in	mm	mm	Mpa	Mpa	mm		
4SH-12	19	-12	3/4	19.0	32.2	168	42	280	00400-12	
4SH-16	25	-16	1	25.4	38.7	152	38	340	00400-16	
4SH-20	32	-20	1.1/4	31.8	45.5	130	32.5	460	00401-20	
4SH-24	40	-24	1.1/2	38.1	53.5	116	29	560	00401-24	
4SH-32	50	-32	2	50.8	68.1	100	25	700	00401-32	

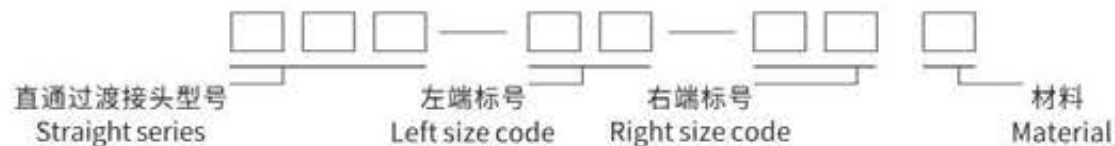
**钢丝缠绕软管 Wire Spiral Hose (GB/T 10544 4SP/EN 856 4SP)**


内衬层 Inner Tube: 耐油合成橡胶 Oil Resistant Synthetic Rubber  
 增强层 Reinforcement: 4层钢丝缠绕增强层 4 Wire Spirals Reinforcement  
 外覆层 Cover: 耐油耐恶劣天气合成橡胶 Oil And Weather Resistant Synthetic  
 温度范围 Temperature Range: -40C~+100°C  
 可用接头芯 Insert: xxxx2-xx-xx系列 xxxx2-xx-xx Series

软管代号 HOSE PART NO.	公称内径 DN		软管尺寸 HOSE SIZE		软管内径 HOSE I.D.	软管外径 HOSE O.D.	最低爆破压力 MIN. BURST PERS.	最大工作压力 MAX. W. P.	最小弯曲半径 MIN. BEND. RAD.	配用套筒 FERRULE
	mm	DASH	in	mm	mm	Mpa	Mpa	mm		
4SP-04	6	-04	1/4	6.4	17.9	180	45.0	150	00400-04	
4SP-06	10	-06	3/8	9.5	21.4	178	44.5	180	00400-06	
4SP-08	12	-08	1/2	12.7	24.6	166	41.5	230	00400-08	
4SP-10	16	-10	5/8	15.9	28.2	140	35.0	250	00400-10	
4SP-12	20	-12	3/4	19.0	32.2	140	35.0	300	00400-12	
4SP-16	25	-16	1	25.4	39.7	112	28.0	340	00400-16	
4SP-20	32	-20	1.1/4	31.8	50.8	84	21.0	460	00400-20	
4SP-24	40	-24	1.1/2	38.1	57.2	74	18.5	560	00400-24	
4SP-32	50	-32	2	50.8	69.8	66	16.5	660	00400-32	

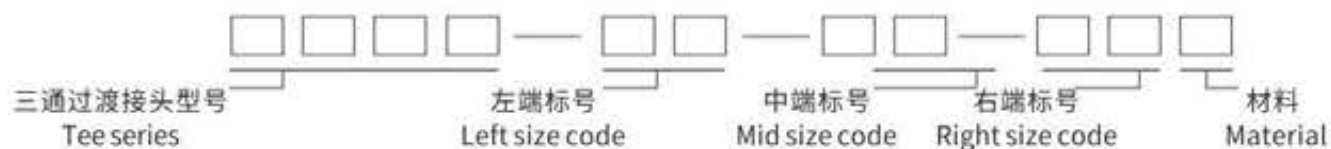
过渡接头代号说明 How to order adapter

1 直通过渡接头代号 Straight part NO.



2 角弯过渡接头代号: 在直通过渡接头型号后加“4”表示45°弯曲过渡接头, 在直通过渡接头型号后加“9”表示90°弯曲过渡接头。如1BG9-04OG, 1JT4-08-06SP等。  
Elbow part NO.:Add suffix "4"for 45° elbow and suffix "9"for 90° elbow to the straight part number e.g. 1BG9-04OG and 1JT4-08-06SP.

3 三通过渡接头代号 Tee part NO.



4 四通过渡接头代号 Cross part NO.



对四通过渡接头一般四端都相同, 因此只注一个标号。如四端不同, 则第一组表示左端, 第二组表示上端, 第三组表示右端, 第四组表示下端。

In general for cross fitting, the four ends is the same. if different, the first group means left, the second group means up, the third group means right and the fourth group means down.

5 当材料代号为碳钢时, 则不标注材料代号, 其他材料的代号如下表所示。

材料 Material	碳钢 Carbon steel	铜 Brass	不锈钢 Stainless steel
代号 Code	—	BR	SR

6 标号根据螺纹或尺寸大小来规定, 具体按下表所示。Size code table:

英管螺纹 BSPT thread	G1/8" x28	G1/4" x19	-	G3/8" x19	G1/2" x14	G5/8" x14	G3/4" x14	G1" x11	G1.1/4" x11	G1.1/2" x11	G2" x11
美管螺纹 BSPT Thread	R1/8" x28	R1/4" x19	-	R3/8" x19	R1/2" x14	-	R3/4" x14	R1" x11	R1.1/4" x11	R1.1/2" x11	R2" x11
布锥管螺纹 NPT Thread	Z1/8" x27	Z1/4" x18	-	Z3/8" x18	Z1/2" x14	-	Z3/4" x14	Z1" x11.5	Z1.1/4" x11.5	Z1.1/2" x11.5	Z2" x11.5
美制JIC螺纹 JIC thread	-	7/16" x20	1/2" x20	9x16" x18	3/4" x16	7/5" x14	1.1/16" x12	1.5/16" x12	1.5/8" x12	1.7/8" x12	2.1/2" x12
美制ORFS螺纹 ORFS Thread	-	9/16" x18	-	11/16" x16	13/16" x16	1" x14	1.3/16" x12	1.7/16" x12	1.11/16" x12	2" x12	-
美制SAE螺纹 SAE Thread	-	-	-	5/8" x18	-	-	1.1/16" x14"	-	-	-	-
法兰 Flange size	-	-	-	-	1/2"	5/8"	3/4"	1"	1.1/4"	1.1/2"	2"
标号 Size code	02	04	05	06	08	10	12	16	20	24	32

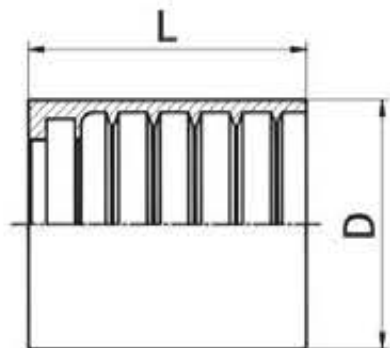
标注示例: Example of order:

1BG直通过渡接头系列, 左端接头螺纹为G1/2" x14, 右端接头螺纹为G3/4" x14, 用碳钢制作的接头, 代号为1BG-08-12, 如用不锈钢制作, 代号为1BG-08-12SR.

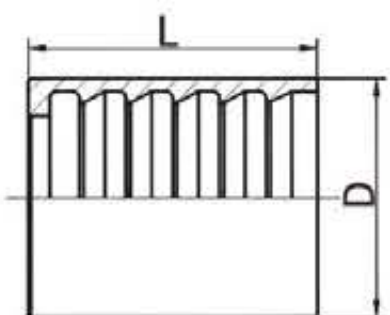
If 1BG' left end thread is G1/2" x14 and right end thread is G3/4" x14, the fitting number is 1BG-08-12. If made of stainless steel, the fitting number is 1BG-08-12SR.

AJJN三通过渡接头系列, 左端接头螺纹为9/16" x18, 中端接头螺纹为9/16" x18, 右端接头螺纹为Z1/2" x14, 用碳制作的接头, 代号为AJJN-06-06-08.

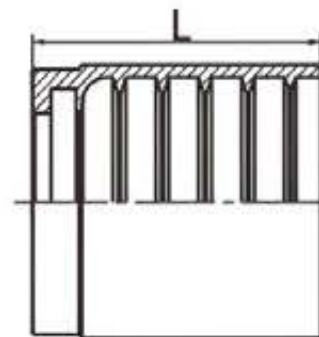
If AJJN' left end thread is 9/16" x18, mid end thread is 9/16" x18 and right end thread is Z1/2" x14, the fitting number is AJJN-06-06-08.


**00110-A**
**SAE100R1AT/EN 853 1SN软管套筒  
 FERRULE FOR SAE100R1AT/EN 8531SN HOSE**

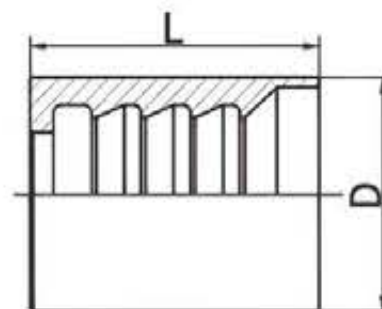
代号 PART NO.	软管 HOSE BORE		尺寸 DIMENSIONS
	公称内径DN	标号DASH	L
00110-03A	5	03	23
00110-04A	6	04	30.5
00110-05A	8	05	30
00110-06A	10	06	32
00110-08A	12	08	34
00110-10A	16	10	37
00110-12A	20	12	42
00110-16A	25	16	51


**00110**
**SAE100R1AT/EN 853 1SN软管套筒  
 FERRULE FOR SAE100R1AT/EN 8531SN HOSE**

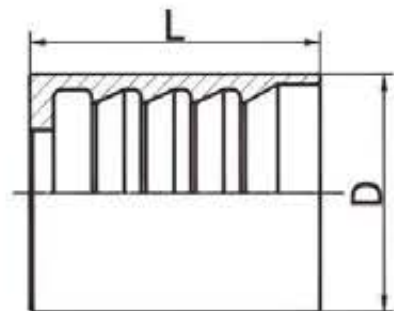
代号 PART NO.	软管 HOSE BORE		尺寸 DIMENSIONS
	公称内径DN	标号DASH	L
00110-20	32	20	59
00110-24	40	24	74
00110-32	50	32	78


**03310**
**SAE 100 R2AT/EN 853 2SN软管套筒  
 FERRULE FOR SAE 100 R2AT/EN 853 2SN HOSE**

代号 PART NO.	软管 HOSE BORE		尺寸 DIMENSIONS
	公称内径DN	标号 DASH	L
03310-03	5	03	23
03310-04	6	04	30.5
03310-05	8	05	30
03310-06	10	06	32
03310-08	12	08	34
03310-10	16	10	37
03310-12	19	12	42
03310-16	25	16	51

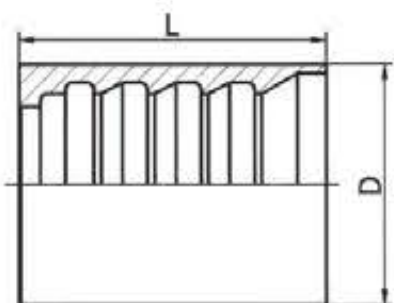

**00200**
**SAE 100 R2AT/EN 853 2SN软管套筒  
 FERRULE FOR SAE 100 R2AT/EN 853 2SN HOSE**

代号 PART NO.	软管 HOSE BORE		尺寸 DIMENSIONS
	公称内径DN	标号DASH	L
00200-20	32	20	59
00200-24	40	24	74
00200-32	50	32	78

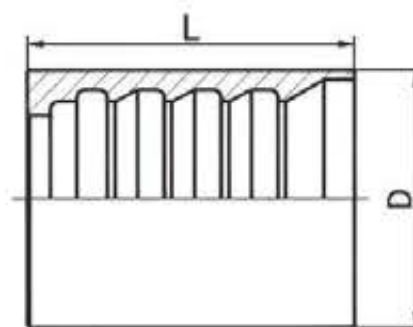

**00210**
**SAE100R2AT/DIN20022 2SN软管套筒  
 FERRULE FOR SAE100R2AT/DIN20022 2SN HOSE**

代号 PART NO.	软管 HOSE BORE		尺寸 DIMENSIONS
	公称内径DN	标号DASH	L
00210-03	5	03	27
00210-04	6	04	30
00210-05	8	05	31
00210-06	10	06	32
00210-08	12	08	34
00210-10	16	10	37
00210-12	20	12	43
00210-16	25	16	50
00210-20	32	20	59
00210-24	40	24	74
00210-32	50	32	78

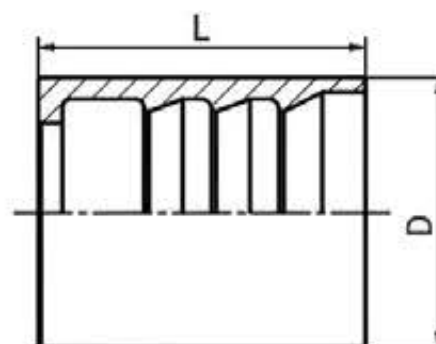
注: 不推荐用于工程机械。 Don't recommend for engineering machine


**00400**
**4SP、4SH/12-16、R12/06-16软管套筒  
 FERRULE FOR 4SP、4SH/10-16、R12/06-16 HOSE**

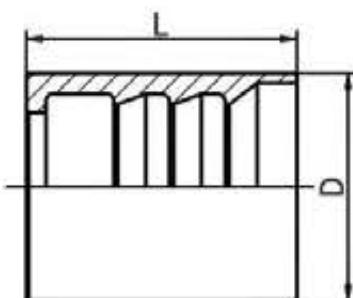
代号 PART NO.	软管 HOSE BORE		尺寸 DIMENSIONS
	公称内径DN	标号DASH	L
00400-04	6	04	37.5
00400-06	10	06	39
00400-08	12	08	41
00400-10	16	10	43
00400-12	20	12	51
00400-16	25	16	61.5
00400-20	32	20	67.5
00400-24	40	24	75
00400-32	50	32	79


**00401**
**4SH、R12/32软管套筒  
 FERRULE FOR 4SH、R12/32 HOSE**

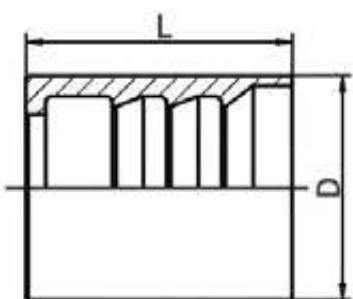
代号 PART NO.	软管 HOSE BORE		尺寸 DIMENSIONS
	公称内径DN	标号DASH	L
00401-20	32	20	59
00401-24	40	24	74
00401-32	50	32	78


**01100**
**国产一层编织软管套筒  
 FERRULE FOR CHINA 1-WIRE HOSE**

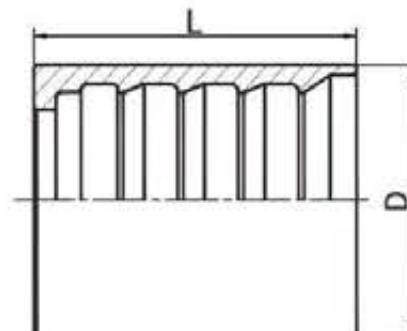
代号 PART NO.	软管 HOSE BORE		尺寸 DIMENSIONS
	公称内径DN	标号DASH	L
01100-03	5	03	28
01100-04	6	04	30
01100-05	8	05	32
01100-06	10	06	32
01100-08	12	08	34
01100-10	16	10	39
01100-12	20	12	43
01100-14	22	14	43
01100-16	25	16	50
01100-20	32	20	59
01100-24	40	24	74
01100-32	50	32	78


**01200**
**国产二层编织软管套筒  
FERRULE FOR CHINA 2-WIRE HOSE**

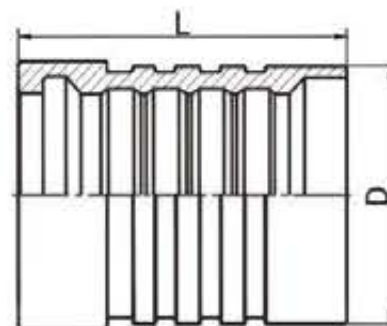
代号 PART NO.	软管 HOSE BORE		尺寸 DIMENSIONS
	公称内径DN	标号DASH	L
01200-03	5	03	28
01200-04	6	04	30
01200-05	8	05	32
01200-06	10	06	32
01200-08	12	08	34
01200-10	16	10	39
01200-12	20	12	43
01200-14	22	14	43
01200-16	25	16	50
01200-20	32	20	59
01200-24	40	24	74
01200-28	45	28	74
01200-32	50	32	78


**01300**
**国产三层编织软管套筒  
FERRULE FOR CHINA 3-WIRE HOSE**

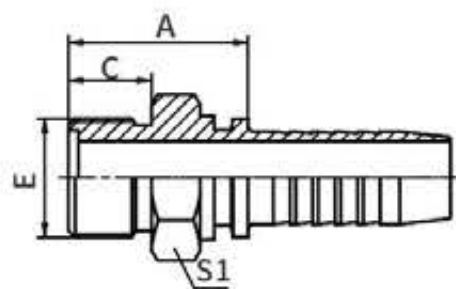
代号 PART NO.	软管 HOSE BORE		尺寸 DIMENSIONS
	公称内径DN	标号DASH	L
01300-04	6	04	30
01300-05	8	05	32
01300-06	10	06	32
01300-08	12	08	34
01300-10	16	10	39
01300-12	20	12	43
01300-14	22	14	43
01300-16	25	16	50
01300-20	32	20	59
01300-24	40	24	74
01300-28	45	28	74
01300-32	50	32	78


**01400**
**R12/20-24软管套筒  
FERRULE FOR R12/20-24 HOSE**

代号 PART NO.	软管 HOSE BORE		尺寸 DIMENSIONS
	公称内径DN	标号DASH	L
01400-04	6	04	37.5
01400-06	10	06	39
01400-08	13	08	41
01400-10	16	10	43
01400-12	19	12	51
01400-16	25	16	61.5
01400-20	32	20	67.5
01400-24	38	24	75


**00621**
**GB/T 10544 R13/SAE 100R13/EN856 R13  
软管剥内外胶套筒  
INTERLOCK FERRULE FOR GB/T 10544 R13  
/SAE 100R13/EN856 R13 HOSE**

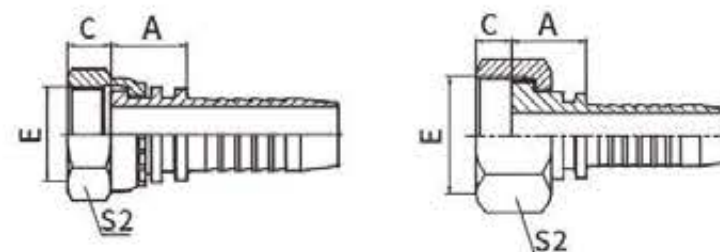
代号 PART NO.	软管 HOSE BORE		尺寸 DIMENSIONS	
	公称内径DN	标号 DASH	D	L
00621-12	20	12	40	53
00621-16	25	15	49	66
00621-20	32	20	60	88.5
00621-24	40	24	69.4	102
00621-32	50	32	86.5	108


**10311**

公制外螺纹平面O形圈密封  
 O-RING METRIC MALE FLAT SEAT  
 参考REF.JB/T 988

代号 PART NO.	螺纹 E THREAD E	软管 HOSE BORE		尺寸 DIMENSIONS		
		公称内径DN	标号DASH	A	C	S1
10311-12-04	M12X1.25	6	04	22.5	10	14
10311-14-04	M14X1.5	6	04	23.5	11	17
10311-16-04	M16X1.5	6	04	23.5	11	17
10311-16-05	M16X1.5	8	05	23.5	11	17
10311-16-06	M16X1.5	10	06	23.5	11	17
10311-18-06	M18X1.5	10	06	23.5	11	19
10311-22-05	M22X1.5	8	05	27	12	22
10311-22-06	M22X1.5	10	06	26	12	22
10311-22-08	M22X1.5	12	08	26.5	12	22
10311-27-10	M27X1.5	16	10	31.5	13	27
10311-30-12	M30X1.5	20	12	33.5	14	32
10311-36-12	M36X2	20	12	35.5	16	38
10311-36-14	M36X2	22	14	35.5	16	38
10311-39-16	M39X2	25	16	39	16	41
10311-45-20	M45X2	32	20	44.5	20	46
10311-52-24	M52X2	40	24	47.5	22	55
10311-64-32	M64X2	50	32	52.5	27	65

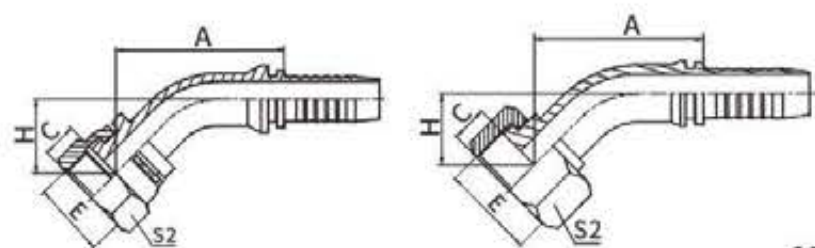
注：1.表中代号用于编织软管。 2.如需用于缠绕软管代号改为10312-xx-xx。  
 Note: 1.For use with braided hoses. 2.If use with spiral hoses,hose fitting series number is 10312-xx-xx.


**20211**
**20211-T**

公制内螺纹平面  
 METRIC FEMALE FLAT SEAT  
 参考REF. GB/T 9065.3

代号 PART NO.	螺纹 E THREAD E	软管 HOSE BORE		尺寸 DIMENSIONS		
		公称内径DN	标号 DASH	A	C	S2
20211-10-02	M10X1	4	02	14	6	14
20211-12-03	M12X1.25	5	03	14	8	17
20211-14-04	M14X1.5	6	04	15.5	8.5	19
20211-14-05	M14X1.5	8	05	15.5	8.5	19
20211-16-04	M16X1.5	6	04	16.5	8	22
20211-16-05	M16X1.5	8	05	16.5	8	22
20211-16-06	M16X1.5	10	06	16.5	8	22
20211-18-05T	M18X1.5	8	05	17.5	8	24
20211-18-06	M18X1.5	10	06	17.5	8	24
20211-20-06T	M20X1.5	10	06	16	10	24
20211-20-08	M20X1.5	12	08	18.5	10	27
20211-22-06T	M22X1.5	10	06	16	10	27
20211-22-08	M22x1.5	12	08	18.5	10	27
20211-22-10	M22x1.5	16	10	19.5	10	27
20211-24-08T	M24X1.5	12	08	16.5	11	30
20211-24-10	M24X1.5	16	10	20.5	10.5	30
20211-27-08T	M27X1.5	12	08	18.5	10	32
20211-27-10T	M27X1.5	16	10	19.5	10	32
20211-30-12	M30X1.5	20	12	21.5	11	36
20211-33-14	M33X2	22	14	21.5	13	41
20211-36-12T	M36X2	20	12	20	13	41
20211-36-14T	M36X2	22	14	20	13	41
20211-39-16T	M39X2	25	16	23.5	13	46
20211-42-20	M42X2	32	20	26	15	50
20211-45-20T	M45X2	32	20	25	15	55
20211-52-24T	M52X2	40	24	25	17	60
20211-60-28T	M60X2	45	28	26	20	70
20211-64-32T	M64X2	50	32	26	23	75

注：1.表中代号用于编织软管。 2.如需用于缠绕软管代号改为20212-xx-xx。  
 Note: 1.For use with braided hoses. 2.If use with spiral hoses,hose fitting series number is 20212-xx-xx.

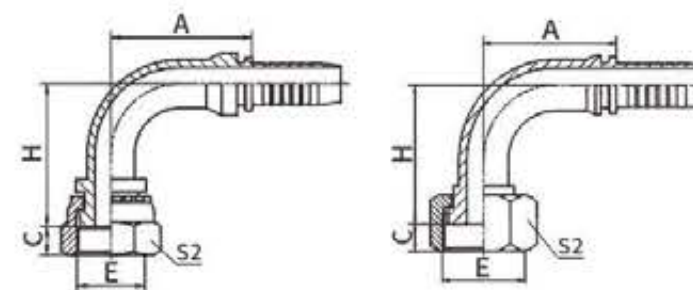

**20241**
**20241-T**

45° 公制内螺纹平面  
 45° METRIC FEMALE FLAT SEAT  
 参考 REF. GB/T 9065.3

代号 PART NO.	螺纹E THREAD E	软管 HOSE BORE		尺寸 DIMENSIONS			
		公称内径DN	标号DASH	A	C	H	S2
20241-14-04	M14X1.5	6	04	40.5	8.5	18.5	19
20241-14-05	M14X1.5	8	05	42.7	8.5	19.3	19
20241-16-05	M16X1.5	8	05	44.4	8.5	20	22
20241-18-06	M18X1.5	10	06	45.7	8	21.4	24
20241-22-08	M22X1.5	12	08	58.9	10	24	27
20241-27-10T	M27X1.5	16	10	68.6	10	24.3	32
20241-30-12	M30X1.5	20	12	78.1	11	30	36
20241-36-12T	M36X2	20	12	75	13	27.5	41
20241-36-14T	M36X2	22	14	77.3	13	27	41
20241-36-16	M36X2	25	16	85.7	13	31.5	41
20241-39-16T	M39X2	25	16	83.9	13	29.7	46
20241-42-20	M42X2	32	20	97.3	15	36.6	50
20241-45-20T	M45X2	32	20	94.5	15	33.8	55
20241-52-20T	M52X2	32	20	94.5	17	33.8	60
20241-52-24T	M52X2	40	24	108.5	17	37.7	60
20241-60-28T	M60X2	45	28	118.7	20	43.6	70
20241-64-32T	M64X2	50	32	127.8	23	45.6	75

注：1.表中代号用于编织软管。 2.如需用于缠绕软管代号改为20242-xx-xx

Note: 1. For use with braided hoses. 2. If use with spiral hoses, hose fitting series number is 20242-xx-xx.


**20291**
**20291-T**

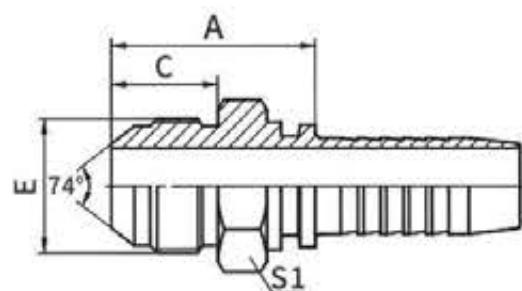
90° 公制内螺纹平面  
 90° METRIC FEMALE FLAT SEAT  
 参考 REF. GB/T 9065.3

代号 PART NO.	螺纹E THREAD E	软管 HOSE BORE		尺寸 DIMENSIONS			
		公称内径DN	标号DASH	A	C	H	S2
20291-12-02	M12X1.25	4	02	26.5	8	30.5	17
20291-12-04	M12X1.25	6	04	30	8	33.5	17
20291-14-04	M14X1.5	6	04	30	8.5	34	19
20291-14-05	M14X1.5	8	05	33	8.5	37	19
20291-16-04	M16X1.5	6	04	30	8	35	22
20291-16-05	M16X1.5	8	05	34	8	38	22
20291-16-06	M16X1.5	10	06	35.3	8	40.3	22
20291-18-05T	M18X1.5	8	05	33	8	39	24
20291-18-06	M18X1.5	10	06	35.75	8	41.3	24
20291-22-08	M22x1.5	12	08	41	10	48	27
20291-22-10	M22X1.5	16	10	57.5	10	53	27
20291-24-08T	M24X1.5	12	08	41	11	45.5	30
20291-27-04T	M27X1.5	6	04	30	10	35.5	32
20291-27-08T	M27X1.5	12	08	41	10	46	32
20291-27-10T	M27X1.5	16	10	56	10	51	32
20291-30-12	M30X1.5	20	12	66.2	11	63.5	36
20291-33-14	M33X2	22	14	71.2	13	65	41
20291-36-14T	M36X2	22	14	71.2	13	61	41
20291-36-16	M36X2	25	16	76.7	13	70	41
20291-39-16T	M39X2	25	16	76.7	13	67.5	46
20291-42-20	M42X2	32	20	91.5	15	82.5	50
20291-45-20T	M45X2	32	20	91.5	15	78.5	55
20291-52-20T	M52X2	32	20	91.5	17	78.5	60
20291-52-24T	M52X2	40	24	109.4	17	92	60
20291-60-28T	M60X2	45	28	119.9	20	106.5	70
20291-64-32T	M64X2	50	32	130.95	23	113.3	75

注：1.表中代号用于编织软管。 2.如需用于缠绕软管代号改为20292-xx-xx

Note: 1. For use with braided hoses. 2. If use with spiral hoses, hose fitting series number is 20292-xx-xx.

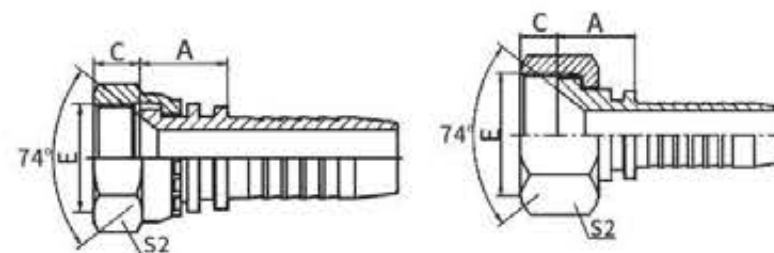



**10711**
**国标公制外螺纹74° 外锥面  
GB METRIC MALE 74° CONE**

代号 PART NO.	螺纹 E THREAD E	软管 HOSE BORE		尺寸 DIMENSIONS		
		公称内径 DN	标号 DASH	A	C	S1
10711-10-02	M10X1	4	02	23	12.5	14
10711-10-03	M10X1	5	03	23	12.5	14
10711-12-03	M12X1.5	5	03	26.5	15.7	14
10711-12-03C	M12X1.25	5	03	24.5	14	14
10711-14-04	M14X1.5	6	04	30.5	18	17
10711-14-06	M14X1.5	10	06	30.5	18	17
10711-16-05	M16X1.5	8	05	31.5	19	17
10711-16-06	M16X1.5	10	06	31.5	19	17
10711-18-06	M18X1.5	10	06	31.5	19	19
10711-22-08	M22X1.5	12	08	35	19.5	22
10711-24-08	M24X1.5	12	08	37	20	24
10711-27-10	M27X1.5	16	10	38.5	20.5	27
10711-30-12	M30X1.5	20	12	42.5	23	32
10711-30-12E	M30X2	20	12	45.5	26	32
10711-33-12	M33X2	20	12	45	26	36
10711-36-14	M36X2	22	14	45	26	38
10711-39-16	M39X2	25	16	48	27.5	41
10711-42-20	M42X2	32	20	52	28.5	46
10711-45-20	M45X2	32	20	52	28.5	46

注：1.表中代号用于编织软管。 2.如需用于缠绕软管代号改为10712-xx-xx

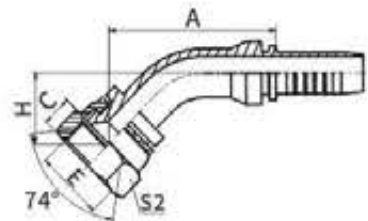
Note: 1.For use with braided hoses. 2.If use with spiral hoses,hose fitting series number is 10712-xx-xx.


**20711**
**20711-T**
**国标公制内螺纹74° 内锥面  
GB METRIC FEMALE 74°  
CONE SEAT  
参考REF,GB/T 9065.1**

代号 PART NO.	螺纹 E THREAD E	软管 HOSE BORE		尺寸 DIMENSIONS		
		公称内径 DN	标号 DASH	A	C	S2
20711-10-02	M10X1	4	02	14	7.5	14
20711-12-03C	M12X1.25	5	03	14	9	17
20711-12-03	M12X1.5	5	03	14	10	17
20711-12-04	M12X1.5	6	04	14.5	10	17
20711-14-04	M14X1.5	6	04	15.5	8.5	19
20711-14-05	M14X1.5	8	05	15.5	8.5	19
20711-14-06	M14X1.5	10	06	15.5	8.5	19
20711-16-04	M16X1.5	6	04	16.5	8	22
20711-16-05	M16X1.5	8	05	16.5	8	22
20711-16-06	M16X1.5	10	06	16	8	22
20711-18-05T	M18X1.5	8	05	16	8	22
20711-18-06	M18X1.5	10	06	17.5	10	24
20711-20-06T	M20X1.5	10	06	16	10	24
20711-20-08	M20X1.5	12	08	18.5	10	27
20711-22-06T	M22X1.5	10	06	16	10	27
20711-22-08	M22X1.5	12	08	18.5	10	27
20711-22-10	M22x1.5	16	10	19.5	10	27
20711-24-08T	M24X1.5	12	08	16.5	11	30
20711-27-08T	M27X1.5	12	08	18.5	11	32
20711-27-10T	M27X1.5	16	10	19.5	11	32
20711-27-12	M27X1.5	20	12	21.5	11	32
20711-30-10T	M30X1.5	16	10	18.5	11	36
20711-30-12	M30X1.5	20	12	21.5	11	36
20711-33-10T	M33X2	16	10	20	13	41
20711-33-12T	M33X2	20	12	20	13	41
20711-33-14	M33X2	22	14	21.5	13	41
20711-36-12T	M36X2	20	12	20	14	41
20711-36-14T	M36X2	22	14	20	14	41
20711-36-16	M36X2	25	16	23	14	41
20711-39-16T	M39X2	25	16	23.5	14	46
20711-42-16T	M42X2	25	16	23.5	15	50
20711-42-20	M42X2	32	20	26	15	50
20711-45-20T	M45X2	32	20	25	15	55
20711-52-24T	M52X2	40	24	25	17	60

注：1.表中代号用于编织软管。 2.如需用于缠绕软管代号改为20712-xx-xx

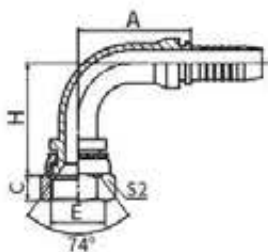
Note: 1.For use with braided hoses. 2.If use with spiral hoses,hose fitting series number is 20712-xx-xx.



**20741**  
 45° 国标公制内螺纹74° 内锥面  
 45° GB METRIC FEMALE 74° CONE SEAT

代号 PART NO.	螺纹E THREAD E	软管 HOSE BORE		尺寸 DIMENSIONS			
		公称内径DN	标号DASH	A	C	H	S2
20741-14-04	M14X1.5	6	04	40.5	8.5	18.5	19
20741-16-05	M16X1.5	8	05	44.4	8	20	22
20741-18-06	M18X1.5	10	06	45.7	10	21.4	24
20741-22-08	M22X1.5	12	08	58.9	10	24	27
20741-27-10	M27X1.5	16	10	71.2	11	26.4	32
20741-30-12	M30X1.5	20	12	78.1	11	30	36
20741-33-12	M33X2	20	12	77.4	13	30	41
20741-33-16	M33X2	25	16	85	13	30.8	41
20741-36-14	M36X2	22	14	79.8	14	29.6	41
20741-36-16	M36X2	25	16	85.7	14	31.5	41
20741-39-16	M39X2	25	16	86.1	14	31.8	46
20741-45-20W	M45X2	32	20	97	15	36.2	55
20741-52-24W	M52X2	40	24	112.9	17	40.9	60

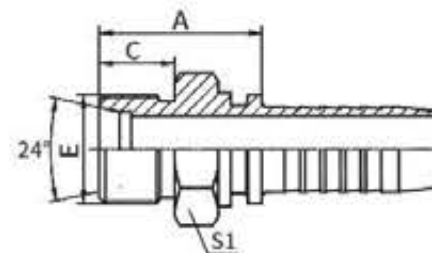
注：1.表中代号用于编织软管。 2.如需用于缠绕软管代号改为20742-xx-xx。  
 Note: 1.For use with braided hoses. 2.If use with spiral hoses,hose fitting series number is 20742-xx-xx.



**20791**  
 90° 国标公制内螺纹74° 内锥面  
 90° GB METRIC FEMALE 74° CONE SEAT

代号 PART NO.	螺纹E THREAD E	软管 HOSE BORE		尺寸 DIMENSIONS			
		公称内径DN	标号DASH	A	C	H	S2
20791-12-04C	M12X1.25	6	04	30	9	33.5	17
20791-12-04	M12X1.5	6	04	30	10	33.5	17
20791-14-04	M14X1.5	6	04	30	8.5	34	19
20791-16-04	M16X1.5	6	04	30	8	35	22
20791-16-05	M16X1.5	8	05	34	8	38	22
20791-18-06	M18X1.5	10	06	35.3	10	41.3	24
20791-22-08	M22X1.5	12	08	41	10	48	27
20791-22-10	M22X1.5	16	10	56.5	10	52.5	27
20791-27-10	M27X1.5	16	10	56.5	11	54	32
20791-30-12	M30X1.5	20	12	66.2	11	63.5	36
20791-33-12	M33X2	20	12	65.5	13	63.5	41
20791-33-16	M33X2	25	16	76.7	13	69	41
20791-36-12	M36X2	20	12	65.5	14	63.5	41
20791-36-14	M36X2	22	14	71.2	14	64.5	41
20791-39-16	M39X2	25	16	76.7	14	70.5	46
20791-45-20W	M45X2	32	20	91.5	15	83	55
20791-52-20W	M52X2	32	20	93	17	84.5	60
20791-52-24W	M52X2	40	24	110.7	17	96.5	60

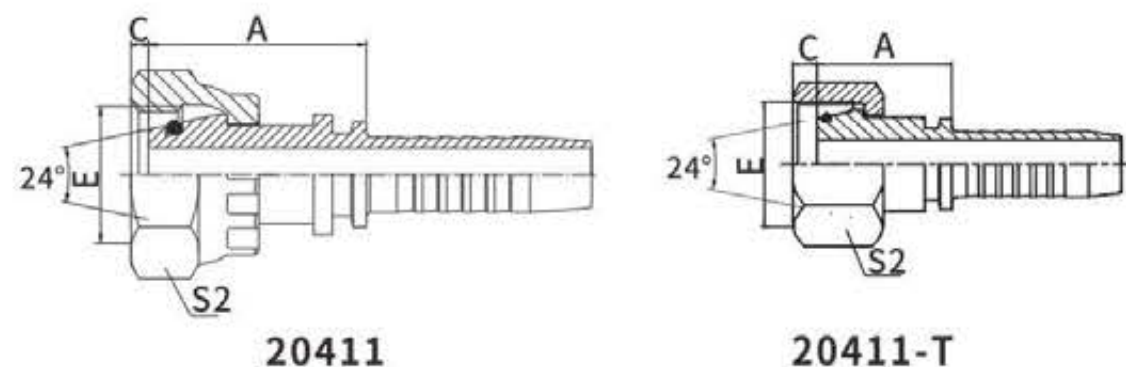
注：1.表中代号用于编织软管。 2.如需用于缠绕软管代号改为20792-xx-xx。  
 Note: 1.For use with braided hoses. 2.If use with spiral hoses,hose fitting series number is 20792-xx-xx.



**10411**  
 公制外螺纹24° 内锥面轻系列  
 METRIC MALE 24° CONE SEAT  
 L.T.  
 ISO 8434-1—DIN 3861

代号 PART NO.	螺纹 E THREAD E	软管 HOSE BORE		管子外径 TUBE O.D.	尺寸 DIMENSIONS		
		公称内径 DN	标号 DASH		A	C	S1
10411-12-04	M12X1.5	6	04	6	20.5	10	12
10411-14-04	M14X1.5	6	04	8	20.5	10	14
10411-14-05	M14X1.5	8	05	8	21.5	10	14
10411-16-04	M16X1.5	6	04	10	22.5	11	17
10411-16-05	M16X1.5	8	05	10	22.5	11	17
10411-16-06	M16X1.5	10	06	10	22.5	11	17
10411-18-05	M18X1.5	8	05	12	23.5	11	19
10411-18-06	M18X1.5	10	06	12	21.5	11	19
10411-22-06	M22X1.5	10	06	15	24.5	12	24
10411-22-08	M22X1.5	12	08	15	26	12	24
10411-26-08	M26X1.5	12	08	18	26.5	12	27
10411-26-10	M26X1.5	16	10	18	27	12	27
10411-27-10	M27X1.5	16	10	18	32	14	30
10411-30-10	M30X2	16	10	22	29	14	32
10411-30-12	M30X2	20	12	22	29	14	32
10411-36-16	M36X2	25	16	28	31.5	14	38
10411-45-20	M45X2	32	20	35	36	16	46
10411-52-24	M52X2	40	24	42	38	16	55

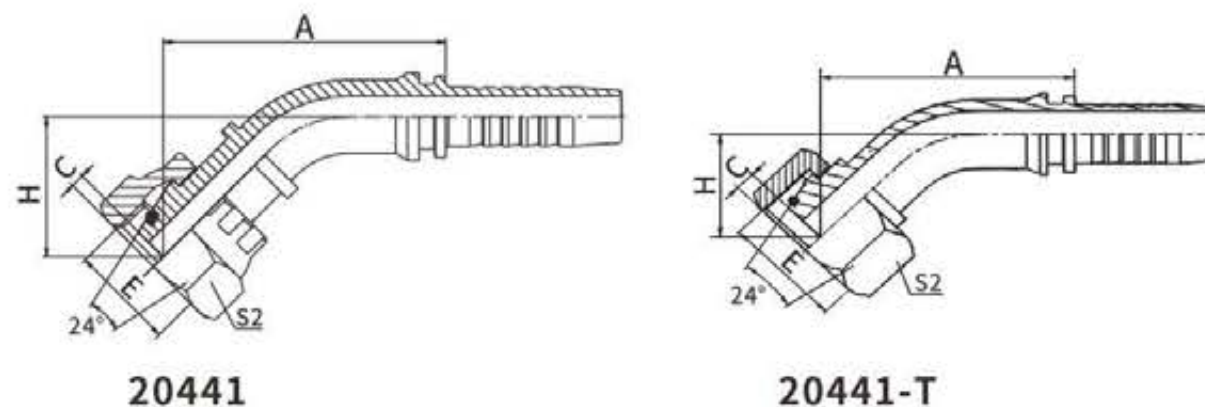
注：1.表中代号用于编织软管。 2.如需用于缠绕软管代号改为10412-xx-xx。  
 Note: 1.For use with braided hoses. 2.If use with spiral hoses,hose fitting series number is 10412-xx-xx.


**20411**
**20411-T**

公制内螺纹24° 锥带 O形圈轻系列  
**METRIC FEMALE 24° CONE O-RING L.T.**  
**ISO12151.2-DIN 3865**

代号 PART NO.	螺纹 E THREAD E	软管 HOSE BORE		管子外径 D TUBE O.D.	O 形圈 O RING	尺寸 DIMENSIONS		
		公称内径 DN	标号 DASH			A	C	S2
20411-12-04	M12X1.5	6	04	6	O04.5X1.5	26	1	17
20411-14-04T	M14X1.5	6	04	8	O06.5X1.5	23	2	19
20411-14-06	M14X1.5	10	06	8	O06.5X1.5	27.5	2	19
20411-16-04T	M16X1.5	6	04	10	O08.0X1.5	24	2	22
20411-16-05T	M16X1.5	8	05	10	O08.0X1.5	25.5	2	22
20411-16-06	M16X1.5	10	06	10	O08.0X1.5	27.5	2	22
20411-18-05T	M18X1.5	8	05	12	O10.0X1.5	25	2.5	22
20411-18-06T	M18X1.5	10	06	12	O10.0X1.5	26	2.5	24
20411-18-08	M18X1.5	12	08	12	O10.0X1.5	29.5	2.5	24
20411-22-05T	M22X1.5	8	05	15	O12.0X2.0	26	2.1	27
20411-22-06T	M22X1.5	10	06	15	O12.0X2.0	26	2.5	27
20411-22-08T	M22X1.5	12	08	15	O12.0X2.0	28	2.5	27
20411-26-10T	M26X1.5	16	10	18	O15.0X2.0	27.5	2.5	32
20411-26-12	M26X1.5	20	12	18	O15.0X2.0	35	2.5	32
20411-27-10T	M27X1.5	16	10	18	O15.0X2.0	28	2.5	32
20411-27-12	M27X1.5	20	12	18	O15.0X2.0	35	2.5	32
20411-30-10T	M30X2	16	10	22	O20.0X2.0	30.5	4	36
20411-30-12T	M30X2	20	12	22	O20.0X2.0	33.5	4	36
20411-36-12T	M36X2	20	12	28	O26.0X2.0	33	4	41
20411-36-14T	M36X2	22	14	28	O26.0X2.0	33	4	41
20411-36-16T	M36X2	25	16	28	O26.0X2.0	36	4	41
20411-45-16T	M45X2	25	16	35	O32.0X2.5	37	5	55
20411-45-20T	M45X2	32	20	35	O32.0X2.5	37.5	5	55
20411-52-20T	M52X2	32	20	42	O38.0X2.5	38.5	5.5	60
20411-52-24T	M52X2	40	24	42	O38.0X2.5	38.5	5.5	60

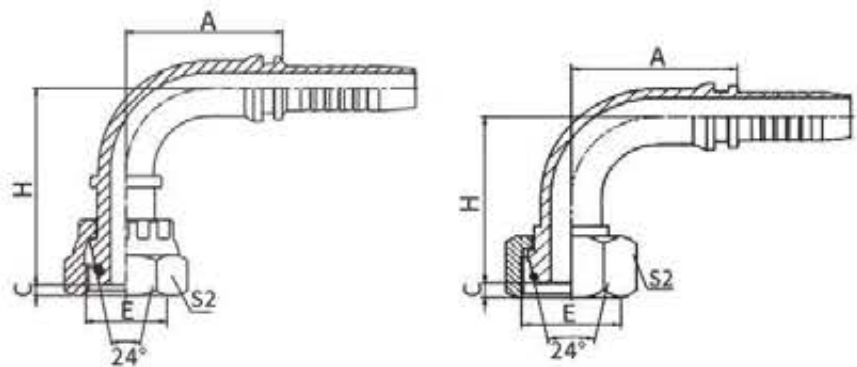
注：1.表中代号用于编织软管。 2.如需用于缠绕软管代号改为20412-xx-xx。  
 Note: 1.For use with braided hoses. 2.If use with spiral hoses,hose fitting series number is 20412-xx-xx.


**20441**
**20441-T**

45° 公制内螺纹24° 锥带O形圈轻系列  
**45° METRIC FEMALE 24° CONE O-RING L.T.**  
**ISO12151.2-DIN 3865**

代号 PART NO.	螺纹 E THREAD E	软管 HOSE BORE		管子外径 D TUBE O.D.	O 形圈 O RING	尺寸 DIMENSIONS		
		公称内径 DN	标号 DASH			A	C	S2
20441-14-04T	M14X1.5	6	04	8	O06.5X1.5	38.5	2	19
20441-16-05T	M16X1.5	8	05	10	O08.0X1.5	40	2	22
20441-16-06	M16X1.5	10	06	10	O08.0X1.5	53.4	2	22
20441-18-05T	M18X1.5	8	05	12	O10.0X1.5	46.2	2.5	22
20441-18-06T	M18X1.5	10	06	12	O10.0X1.5	45	2.5	24
20441-22-05T	M22X1.5	8	05	15	O12.0X2.0	48.3	2.5	27
20441-22-06T	M22X1.5	10	06	15	O12.0X2.0	48.5	2.5	27
20441-22-08T	M22X1.5	12	08	15	O12.0X2.0	54.5	2.5	27
20441-26-08T	M26X1.5	12	08	18	O15.0X2.0	60	2.5	32
20441-26-10T	M26X1.5	16	10	18	O15.0X2.0	65	2.5	32
20441-26-12	M26X1.5	20	12	18	O15.0X2.0	86.5	2.5	32
20441-27-10T	M27X1.5	16	10	18	O15.0X2.0	65	2.5	32
20441-27-12	M27X1.5	20	12	18	O15.0X2.0	86.9	2.5	32
20441-30-10T	M30X2	16	10	22	O20.0X2.0	73	4	36
20441-30-12T	M30X2	20	12	22	O20.0X2.0	74	4	36
20441-36-12T	M36X2	20	12	28	O26.0X2.0	79.5	4	41
20441-36-14T	M36X2	22	14	28	O26.0X2.0	82	4	41
20441-36-16T	M36X2	25	16	28	O26.0X2.0	88	4	41
20441-45-20T	M45X2	32	20	35	O32.0X2.5	99.6	5	55
20441-52-20T	M52X2	32	20	42	O38.0X2.5	103	5.5	60
20441-52-24T	M52X2	40	24	42	O38.0X2.5	114	5.5	60

注：1.表中代号用于编织软管。 2.如需用于缠绕软管代号改为20442-xx-xx  
 Note: 1.For use with braided hoses. 2.If use with spiral hoses,hose fitting series number is 20442-xx-xx.



20491

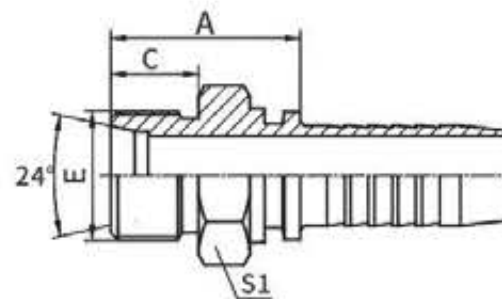
20491-T

90° 公制内螺纹24° 锥带O形圈轻系列  
90° METRIC FEMALE 24° CONE O-RING L.T.  
ISO12151.2-DIN 3865

代号 PART NO.	螺纹 E THREAD E	软管 HOSE BORE		管子外径 D TUBE O.D.	O 形圈 O RING	尺寸 DIMENSIONS			
		公称内径 DN	标号 DASH			A	C	H	S2
20491-12-03	M12X1.5	5	03	6	O04.5X1.5	26.5	1	35	17
20491-12-04	M12X1.5	6	04	6	O04.5X1.5	30	1	44.5	17
20491-14-04T	M14X1.5	6	04	8	O06.5X1.5	33.5	2	33	19
20491-16-04T	M16X1.5	6	04	10	O08.0X1.5	32	2	36	22
20491-16-05T	M16X1.5	8	05	10	O08.0X1.5	32	2	34	22
20491-16-06	M16X1.5	10	06	10	O08.0X1.5	35.3	2	51.8	22
20491-18-05T	M18X1.5	8	05	12	O10.0X1.5	33	2.5	42	22
20491-18-06T	M18X1.5	10	06	12	O10.0X1.5	35	2.5	38	24
20491-22-06T	M22X1.5	10	06	15	O12.0X2.0	37.5	2.5	44.7	27
20491-22-08T	M22X1.5	12	08	15	O12.0X2.0	43	2.5	49.5	27
20491-26-08T	M26X1.5	12	08	18	O15.0X2.0	43	2.5	51.5	32
20491-26-10T	M26X1.5	16	10	18	O15.0X2.0	56	2.5	55.5	32
20491-26-12	M26X1.5	20	12	18	O15.0X2.0	65	2.5	77	32
20491-27-10T	M27X1.5	16	10	18	O15.0X2.0	56	2.5	55	32
20491-27-12	M27X1.5	20	12	18	O15.0X2.0	65.5	2.5	77	32
20491-30-10T	M30X2	16	10	22	O20.0X2.0	56	4	57.2	36
20491-30-12T	M30X2	20	12	22	O20.0X2.0	65.5	4	63	36
20491-36-12T	M36X2	20	12	28	O26.0X2.0	65.5	4	66	41
20491-36-14T	M36X2	22	14	28	O26.0x2.0	71.2	4	67.5	41
20491-36-16T	M36X2	25	16	28	O26.0X2.0	77.5	4	75	41
20491-45-16T	M45X2	25	16	35	O32.0X2.5	76.7	5	75	55
20491-45-20T	M45X2	32	20	35	O32.0X2.5	91.5	5	86	55
20491-52-20T	M52X2	32	20	42	O38.0X2.5	93	5.5	87	60
20491-52-24T	M52X2	40	24	42	O38.0X2.5	109.4	5.5	100	60

注：1.表中代号用于编织软管。 2.如需用于缠绕软管代号改为20492-xx-xx.

Note: 1.For use with braided hoses. 2.If use with spiral hoses,hose fitting series number is 20492-xx-xx.

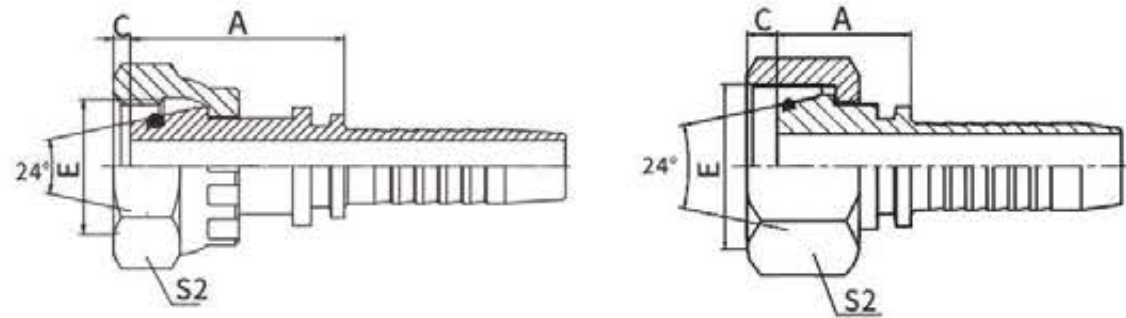


10511

公制外螺纹24°内锥面重系列  
METRIC MALE 24° CONE SEAT H.T.  
ISO 8434-1—DIN 3861

代号 PART NO.	螺纹 E THREAD E	软管 HOSE BORE		管子外径 TUBE O.D.	尺寸 DIMENSIONS		
		公称内径 DN	标号 DASH		A	C	S1
10511-14-04	M14X1.5	6	04	6	241	12	14
10511-16-04	M16X1.5	6	04	8	26.5	12	17
10511-18-04	M18X1.5	6	04	10	26.5	12	19
10511-20-05	M20X1.5	8	05	12	27	12	22
10511-20-06	M20X1.5	10	06	12	26.5	12	22
10511-22-05	M22X1.5	8	05	14	30.5	14	24
10511-22-06	M22X1.5	10	06	14	30.5	14	24
10511-22-08	M22X1.5	12	08	14	31	14	24
10511-24-08	M24X1.5	12	08	16	31.5	14	27
10511-30-10	M30X2	16	10	20	36	16	32
10511-30-12	M30X2	20	12	20	36	16	32
10511-36-12	M36X2	20	12	25	40.5	18	41
10511-36-16	M36X2	25	16	25	41.5	18	38
10511-42-16	M42X2	25	16	30	44	20	46
10511-42-20	M42X2	32	20	30	45	20	46
10511-52-20	M52X2	32	20	38	50	22	55

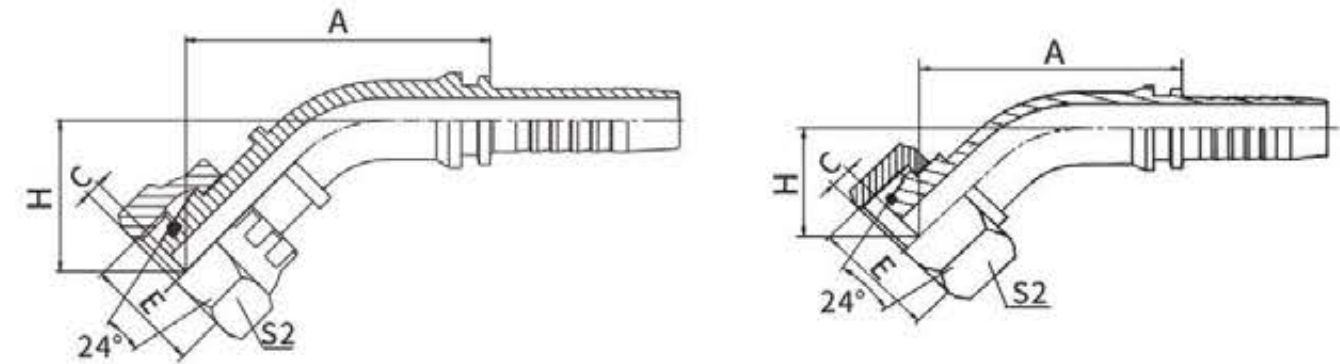
注：1.表中代号用于编织软管。 2.如需用于缠绕软管代号改为10512-xx-xx  
Note: 1.For use with braided hoses. 2.If use with spiral hoses,hose fitting series number is 10512-xx-xx.


**20511**
**20511-T**

公制内螺纹24°锥带O形圈重系列  
**METRIC FEMALE 24° CONE O-RING H.T.**  
 ISO12151.2-DIN 3865

代号 PART NO.	螺纹 E THREAD E	软管 HOSE BORE		管子外径 D TUBE O.D.	O 形圈 O RING	尺寸 DIMENSIONS		
		公称内径 DN	标号 DASH			A	C	S2
20511-14-04T	M14X1.5	6	04	6	O04.5X1.5	24	1.1	19
20511-16-04T	M16X1.5	6	04	8	O06.5X1.5	24	1.5	22
20511-16-05T	M16X1.5	8	05	8	O06.5X1.5	26	1.5	22
20511-18-04T	M18X1.5	6	04	10	O08.0X1.5	25.5	2	22
20511-18-06T	M18X1.5	10	06	10	O08.0X1.5	26.5	2	24
20511-20-06T	M20X1.5	10	06	12	O10.0X1.5	26.5	2.5	24
20511-20-08	M20X1.5	12	08	12	O10.0X1.5	31.5	2.5	27
20511-22-06T	M22X1.5	10	06	14	O11.0X2.0	26.5	2.5	27
20511-22-08T	M22X1.5	12	08	14	O11.0X2.0	28	2.5	27
20511-24-06T	M24X1.5	10	06	16	O13.0X2.0	27	2.5	30
20511-24-08T	M24X1.5	12	08	16	O13.0X2.0	27.5	3	30
20511-30-10T	M30X2	16	10	20	O16.3X2.4	33	3	36
20511-30-12T	M30X2	20	12	20	O16.3X2.4	34.5	3	36
20511-36-12T	M36X2	20	12	25	O20.3X2.4	35	3	41
20511-36-14T	M36X2	22	14	25	O20.3X2.4	34	3	41
20511-36-16T	M36X2	25	16	25	O20.3X2.4	36.5	3	41
20511-42-12T	M42X2	20	12	30	O25.3X2.4	37.5	5	50
20511-42-16T	M42X2	25	16	30	O25.3X2.4	38.5	5	50
20511-52-20T	M52X2	32	20	38	O33.3X2.4	41.5	6.5	60
20511-52-24T	M52X2	40	24	38	O33.3X2.4	41.5	6.5	60

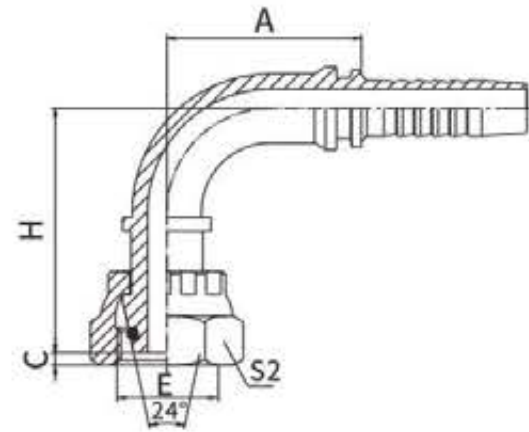
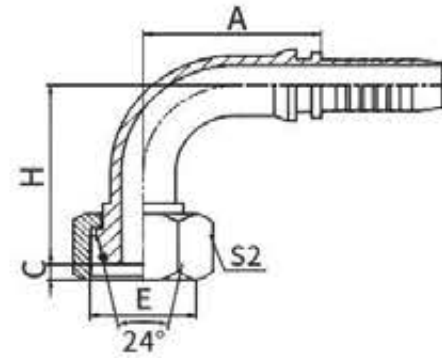
注：1.表中代号用于编织软管。 2.如需用于缠绕软管代号改为20512-xx-xx.  
 Note: 1.For use with braided hoses. 2.If use with spiral hoses, hose fitting series number is 20512-xx-xx.


**20541**
**20541-T**

45°公制内螺纹24°锥带O形圈重系列  
**45° METRIC FEMALE 24° CONE O-RING H.T.**  
 ISO12151.2-DIN 3865

代号 PART NO.	螺纹 E THREAD E	软管 HOSE BORE		管子外径 D TUBE O.D.	O 形圈 O RING	尺寸 DIMENSIONS			
		公称内径 DN	标号 DASH			A	C	H	S2
20541-14-04T	M14X1.5	6	04	6	O04.5X1.5	42	1.1	17	19
20541-16-04T	M16X1.5	6	04	8	O06.5X1.5	42	1.5	18	22
20541-16-05T	M16X1.5	8	05	8	O06.5X1.5	42	1.5	18	22
20541-18-04T	M18X1.5	6	04	10	O08.0X1.5	42	2	19	22
20541-18-06T	M18X1.5	10	06	10	O08.0X1.5	46	2	19	24
20541-20-06T	M20X1.5	10	06	12	O10.0X1.5	47	2.5	23	24
20541-20-08	M20X1.5	12	08	12	O10.0X1.5	67.8	2.5	32.8	27
20541-22-06T	M22X1.5	10	06	14	O11.0X2.0	48	2.5	23	27
20541-22-08T	M22X1.5	12	08	14	O11.0X2.0	56	2.5	22	27
20541-24-08T	M24X1.5	12	08	16	O13.0X2.0	60.5	3	26	30
20541-24-10	M24X1.5	16	10	16	O13.0X2.0	80.7	2.5	35.9	30
20541-30-10T	M30X2	16	10	20	O16.3X2.4	73.5	3	29	36
20541-30-12T	M30X2	20	12	20	O16.3X2.4	76	3	29	36
20541-36-12T	M36X2	20	12	25	O20.3X2.4	81	3	33	41
20541-36-14T	M36X2	22	14	25	O20.3X2.4	83	3	32.5	41
20541-36-16T	M36X2	25	16	25	O20.3X2.4	89	3	34	41
20541-42-16T	M42X2	25	16	30	O25.3X2.4	90.5	5	35	60
20541-52-20T	M52X2	32	20	38	O33.3X2.4	101	6.5	39.5	60
20541-52-24T	M52X2	40	24	38	O33.3X2.4	112	6.5	42.5	60

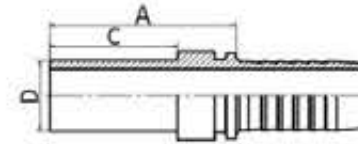
注：1.表中代号用于编织软管。 2.如需用于缠绕软管代号改为20542-xx-xx  
 Note: 1.For use with braided hoses. 2.If use with spiral hoses, hose fitting series number is 20542-xx-xx.


**20591**

**20591-T**

90° 公制内螺纹24°锥带O形圈重系列  
 90°METRIC FEMALE 24° CONE O-RING H.T.  
 ISO12151.2-DIN 3865

代号 PART NO.	螺纹 E THREAD E	软管 HOSE BORE		管子外径D TUBE O.D.	O形圈 O RING	尺寸 DIMENSIONS			
		公称内径DN	标号DASH			A	C	H	S2
20591-14-04T	M14X1.5	6	04	6	O04.5X1.5	33.5	1.1	34	19
20591-16-04T	M16X1.5	6	04	8	O06.5X1.5	30	1.5	35	22
20591-16-05T	M16X1.5	8	05	8	O06.5X1.5	33	1.5	35	22
20591-18-05T	M18X1.5	8	05	10	O08.0X1.5	33	2	41.5	22
20591-18-06T	M18X1.5	10	06	10	O08.0X1.5	35	2	38	24
20591-20-06T	M20X1.5	10	06	12	O10.0X1.5	35.8	2.5	46.3	24
20591-20-08	M20X1.5	12	08	12	O10.0X1.5	41	2.5	61	27
20591-22-06T	M22X1.5	10	06	14	O11.0X2.0	35.3	2.5	45	27
20591-22-08T	M22X1.5	12	08	14	O11.0X2.0	43	2.5	49.5	27
20591-24-08T	M24X1.5	12	08	16	O13.0X2.0	41	3	50.5	30
20591-24-10	M24X1.5	16	10	16	O13.0X2.0	56	2.5	56.5	30
20591-30-10T	M30X2	16	10	20	O16.3X2.4	56	3	58	36
20591-30-12T	M30X2	20	12	20	O16.3X2.4	65.5	3	64	36
20591-36-12T	M36X2	20	12	25	O20.3X2.4	66.2	3	67.8	41
20591-36-14T	M36X2	22	14	25	O20.3X2.4	71.2	3	68.8	41
20591-36-16T	M36X2	25	16	25	O20.3X2.4	77.5	3	75	41
20591-42-16T	M42X2	25	16	30	O25.3X2.4	78	5	75	50
20591-52-20T	M52X2	32	20	38	O33.3X2.4	93	6.5	86.5	60
20591-52-24T	M52X2	40	24	38	O33.3X2.4	106.5	6.5	97	60

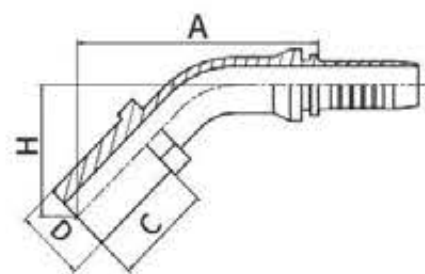
注：1.表中代号用于编织软管。 2.如需用于缠绕软管代号改为20592-xx-xx。  
 Note: 1.For use with braided hoses. 2.If use with spiral hoses,hose fitting series number is 20592-xx-xx.


**50011**

公制卡套式直管  
 METRIC STANDPIPE DIN2353

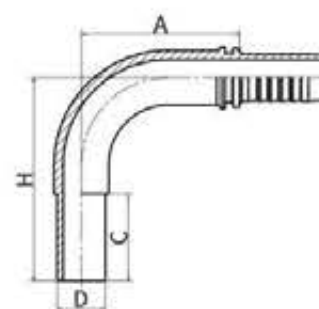
代号 PART NO.	管子外径D TUBE O.D.	软管 HOSE BORE		尺寸 DIMENSIONS		备注 NOTE	
		公称内径DN	标号DASH	A	C		
50011-06-03	6	5	03	28.5	22	轻系列	
50011-06-04	6	6	04	29	22		
50011-10-05	10	8	05	31	23		
50011-10-06	10	10	06	32	23		
50011-12-06	12	10	06	33.5	23		
50011-12-08	12	12	08	33	23		
50011-15-06	15	10	06	35.5	25		
50011-15-08	15	12	08	35.5	25		
50011-18-08	18	12	08	36.5	26		
50011-18-10	18	16	10	41	26		
50011-22-10	22	16	10	44	28		
50011-22-12	22	20	12	44	28		
50011-22-16	22	25	16	46	28		
50011-28-16	28	25	16	47	30		
50011-35-20	35	32	20	56	36		
50011-42-24	42	40	24	62	40		
50011-08-04	8	6	04	31	24		重系列
50011-08-05	8	8	05	33	24		
50011-08-06	8	10	06	33	24		
50011-10-04	10	6	04	35	26		
50011-12-04	12	6	04	34.5	26		
50011-12-05	12	8	05	35.5	26		
50011-14-06	14	10	06	39.5	29		
50011-14-08	14	12	08	40	29		
50011-14-12	14	20	12	45.5	29		
50011-16-08	16	12	08	41	30		
50011-16-10	16	16	10	45.5	30		
50011-20-10	20	16	10	52.5	36		
50011-20-12	20	20	12	52.5	36		
50011-25-12	25	20	12	56	40		
50011-25-16	25	25	16	57	40		
50011-30-16	30	25	16	63	44		
50011-30-20	30	32	20	64	44		
50011-38-16	38	25	16	69	50		
50011-38-20	38	32	20	70	50		

注：1.表中代号用于编织软管。 2.如需用于缠绕软管代号改为50012-xx-xx  
 Note: 1.For use with braided hoses. 2.If use with spiral hoses,hose fitting series number is 50012-xx-xx.


**50041**
**45° 公制DIN2353卡套式直管**  
**45° METRIC STANDPIPE DIN2353**

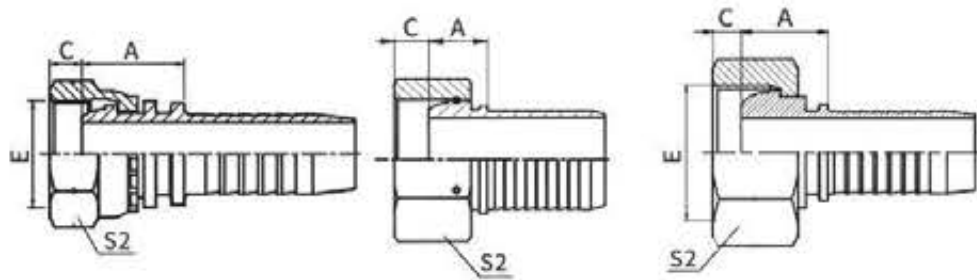
代号 PART NO.	管子外径D TUBE O.D.	软管 HOSE BORE		尺寸 DIMENSIONS			备注 NOTE	
		公称内径DN	标号DASH	A	C	H		
50041-06-03	6	5	03	47.8	22	27.5	轻系列	
50041-06-04	6	6	04	52.2	22	30.1		
50041-08-05	8	8	05	55.7	24	32.4		
50041-08-06	8	10	06	57.9	24	33.1		
50041-10-05	10	8	05	54	23	30.6		
50041-10-06	10	10	06	56.1	23	31.3		
50041-12-06	12	10	06	58.5	23	34.5		
50041-12-08	12	12	08	72.4	23	37.4		
50041-15-06	15	10	06	59.3	25	34.5		
50041-15-08	15	12	08	70.6	25	35.7		
50041-18-08	18	12	08	73.4	26	38.5		
50041-18-10	18	16	10	84.6	26	39.8		
50041-22-10	22	16	10	87.1	28	42.3		
50041-22-12	22	20	12	93.3	28	45.9		
50041-22-16	22	25	16	100.9	28	46.7		
50041-28-16	28	25	16	103.7	30	49.5		
50041-35-20	35	32	20	118.5	36	57.8		
50041-08-04	8	6	04	53.6	24	31.5		重系列
50041-10-04	10	6	04	54	26	31.9		
50041-12-04	12	6	04	57.1	26	35.1		
50041-12-05	12	8	05	59.2	26	35.9		
50041-14-06	14	10	06	61.6	29	37.3		
50041-14-08	14	12	08	73.8	29	38.8		
50041-14-12	14	20	12	91.9	29	43.8		
50041-16-08	16	12	08	76.6	30	41.7		
50041-16-10	16	16	10	87.8	30	43		
50041-20-10	20	16	10	92.8	36	48		
50041-20-12	20	20	12	100.7	36	52.6		
50041-25-12	25	20	12	101.8	40	54.4		
50041-25-16	25	25	16	109.4	40	55.2		
50041-30-16	30	25	16	113.6	44	59.4		
50041-30-20	30	32	20	124.2	44	63.5		
50041-38-16	38	25	16	117.9	50	63.6		
50041-38-20	38	32	20	128.4	50	67.7		

注：1.表中代号用于编织软管。 2.如需用于缠绕软管代号改为50042-xx-xx。  
 Note: 1.For use with braided hoses. 2.If use with spiral hoses,hose fitting series number is 50042-xx-xx.


**50091**
**90° 国标卡套式直管**  
**90° METRIC STANDPIPE DIN2353**

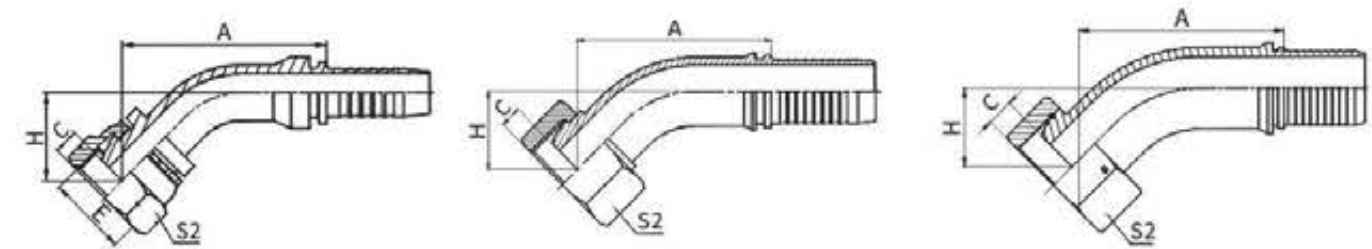
代号 PART NO.	管子外径D TUBE O.D.	软管 HOSE BORE		尺寸 DIMENSIONS			备注 NOTE	
		公称内径DN	标号DASH	A	C	H		
50091-06-03	6	05	03	26.5	22	42.5	轻系列	
50091-06-04	6	6	04	30	22	45.5		
50091-08-05	8	8	05	33	24	50.5		
50091-08-06	8	10	06	35.3	24	52.8		
50091-10-05	10	8	05	33	23	49.5		
50091-10-06	10	10	06	35.3	23	51.8		
50091-12-06	12	10	06	35.3	23	53.8		
50091-12-08	12	12	08	41	23	59		
50091-15-06	15	10	06	35.3	25	53.8		
50091-15-08	15	12	08	41	25	59		
50091-18-08	18	12	08	41	26	60		
50091-18-10	18	16	10	56.5	26	64.5		
50091-22-10	22	16	10	56.5	28	66.5		
50091-22-12	22	20	12	65.5	28	76		
50091-22-16	22	25	16	76.7	28	81.5		
50091-28-16	28	25	16	76.7	30	83.5		
50091-35-20	35	32	20	93	36	100.5		
50091-08-04	8	6	04	30	24	47.5		重系列
50091-10-04	10	6	04	30	26	49.5		
50091-12-04	12	6	04	30	26	49.5		
50091-12-05	12	8	05	33	26	52.5		
50091-14-06	14	10	06	35.3	29	57.8		
50091-14-08	14	12	08	41	29	63		
50091-16-08	16	12	08	41	30	64		
50091-16-10	16	16	10	56.5	30	68.5		
50091-20-10	20	16	10	56.5	36	74.5		
50091-20-12	20	20	12	65.5	36	85		
50091-25-12	25	20	12	65.5	40	89		
50091-25-16	25	25	16	76.7	40	93.5		
50091-30-16	30	25	16	76.7	40	93.5		
50091-30-20	30	32	20	91.5	44	108.5		
50091-38-16	38	25	16	76.7	50	115.5		
50091-38-20	38	32	20	91.5	50	114.5		

注：1.表中代号用于编织软管。 2.如需用于缠绕软管代号改为50092-xx-xx。  
 Note: 1.For use with braided hoses. 2.If use with spiral hoses,hose fitting series number is 50092-xx-xx.


**22111**
**22111W**
**22111-T**
**英管内螺纹球面  
BSPP FEMALE MULTISEAL**

代号 PART NO.	螺纹 E THREAD E	软管 HOSE BORE		尺寸 DIMENSIONS		
		公称内径 DN	标号 DASH	A	C	S2
22111-02-04	G1/8"X28	6	04	19	2	14
22111-04-03	G1/4"X19	5	03	19	4	19
22111-04-04	G1/4"X19	6	04	19.5	4	19
22111-06-05	G3/8"X19	8	05	20	5	22
22111-06-06	G3/8"X19	10	06	20.5	5	22
22111-06-08	G3/8"X19	12	08	21	5	22
22111-08-06T	G1/2"X14	10	06	22.5	6	27
22111-08-08	G1/2"X14	12	08	23	6	27
22111-08-10	G1/2"X14	16	10	24	6	27
22111-10-10	G5/8"X14	16	10	25	8	30
22111-10-12	G5/8"X14	20	12	25	8	30
22111-12-08T	G3/4"X14	12	08	25	9.5	32
22111-12-10	G3/4"X14	16	10	26	9.5	32
22111-12-12	G3/4"X14	20	12	26	9.5	32
22111-16-12T	G1"X11	20	12	26.5	11	41
22111-16-14	G1"X11	22	14	26.5	11	41
22111-16-16	G1"X11	25	16	28	11	41
22111-20-16T	G1.1/4"X11	25	16	27.5	11	50
22111-20-20W	G1.1/4"X11	32	20	31.5	10	50
22111-24-24W	G1.1/2"X11	40	24	37	11.5	55
22111-32-32W	G2"X11	50	32	34	15	70

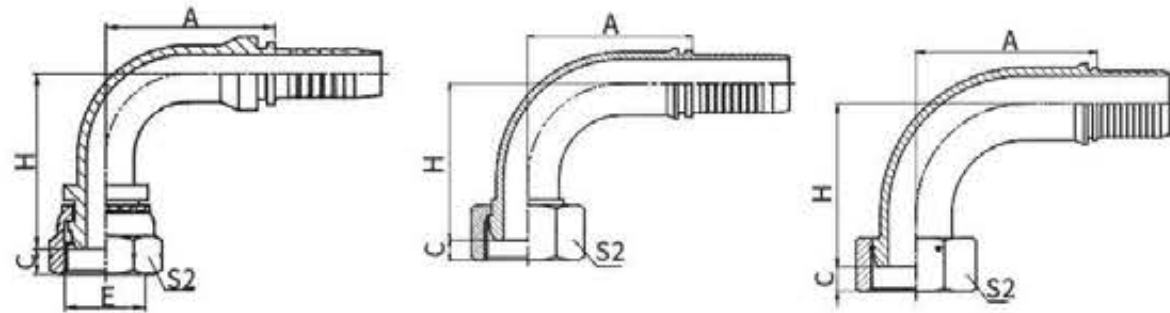
注：1.表中代号用于编织软管。 2.如需用于缠绕软管代号改为22112-xx-xx。  
 Note: 1.For use with braided hoses. 2.If use with spiral hoses,hose fitting series number is 22112-xx-xx.


**22141**
**22141-T**
**22141-W**
**45° 英管内螺纹球面  
45° BSPP FEMALE MULTISEAL**

代号 PART NO.	螺纹 E THREAD E	软管 HOSE BORE		尺寸 DIMENSIONS			
		公称内径 DN	标号 DASH	A	C	H	S2
22141-02-04	G1/8"X28	6	04	43.7	2	21.6	14
22141-04-03	G1/4"X19	5	03	41.3	4	20.4	19
22141-04-04	G1/4"X19	6	04	43.7	4	21.6	19
22141-06-05	G3/8"X19	8	05	46.2	5	22.9	22
22141-06-06	G3/8"X19	10	06	48.1	5	23.9	22
22141-06-08	G3/8"X19	12	08	60.4	5	25.4	22
22141-08-04T	G1/2"X14	6	04	43.9	6	23.8	27
22141-08-06T	G1/2"X14	10	06	42.5	6	18.2	27
22141-08-08	G1/2"X14	12	08	61.8	6	26.8	27
22141-08-10	G1/2"X14	16	10	73	6	29	27
22141-10-10	G5/8"X14	16	10	73.7	8	28.9	30
22141-10-12	G5/8"X14	20	12	79.8	8	32.5	30
22141-12-08T	G3/4"X14	12	08	63.2	9.5	28.3	32
22141-12-10	G3/4"X14	16	10	70.4	9.5	29.6	32
22141-12-12	G3/4"X14	20	12	80.6	9.5	33.2	32
22141-16-12	G1"X11	20	12	81.6	11	33.5	41
22141-16-14	G1"X11	22	14	83.3	11	33	41
22141-16-16	G1"X11	25	16	89.2	11	35	41
22141-20-16T	G1.1/4"X11	25	16	91.4	9.1	37.1	50
22141-20-20W	G1.1/4"X11	32	20	102.9	10	41.2	50
22141-24-24W	G1.1/2"X11	40	24	119.8	11.5	49	55
22141-32-32W	G2"X11	50	32	137.4	15	53	70

注：1.表中代号用于编织软管。 2.如需用于缠绕软管代号改为22142-xx-xx。  
 Note: 1.For use with braided hoses. 2.If use with spiral hoses,hose fitting series number is 22142-xx-xx.

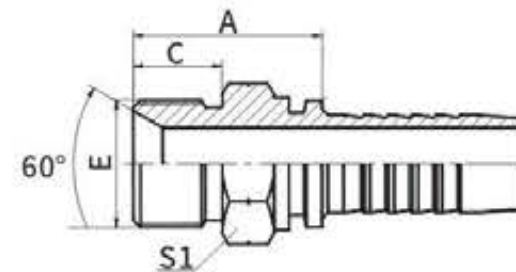



**22191**
**22191-T**
**22191-W**

90° 英管内螺纹球面  
 90° BSPP FEMALE MULTISEAL

代号 PART NO.	螺纹 E THREAD E	软管 HOSE BORE		尺寸 DIMENSIONS			
		公称内径 DN	标号 DASH	A	C	H	S2
22191-02-04	G1/8"X28	6	04	30	2	38.5	14
22191-04-03	G1/4"X19	5	03	27	4	35	19
22191-04-04	G1/4"X19	6	04	30	4	38.5	19
22191-04-05	G1/4"X19	8	05	33	4	41.5	19
22191-06-05	G3/8"X19	8	05	33	5	42	22
22191-06-06	G3/8"X19	10	06	35.3	5	44.8	22
22191-06-08	G3/8"X19	12	08	41	5	50	22
22191-08-06T	G1/2"X14	10	06	35.3	6	46.8	27
22191-08-08	G1/2"X14	12	08	41	6	52	27
22191-08-10	G1/2"X14	16	10	56.5	6	58	27
22191-10-10	G5/8"X14	16	10	56.5	8	57.5	30
22191-10-12	G5/8"X14	20	12	65.4	8	67	30
22191-12-08T	G3/4"X14	12	08	41	9.5	52	32
22191-12-10	G3/4"X14	16	10	56.5	9.5	58.5	32
22191-12-12	G3/4"X14	20	12	65.5	9.5	68	32
22191-16-12T	G1"X11	20	12	66.2	11	68.5	41
22191-16-14	G1"X11	22	14	71.2	11	69.5	41
22191-16-16	G1"X11	25	16	76.7	11	75	41
22191-20-16T	G1.1/4"X11	25	16	76.7	10	78	50
22191-20-20W	G1.1/4"X11	32	20	92.3	10	85.3	50
22191-24-24W	G1.1/2"X11	40	24	109.4	11.5	108	55
22191-32-32W	G2"X11	50	32	133.1	15	123.8	70

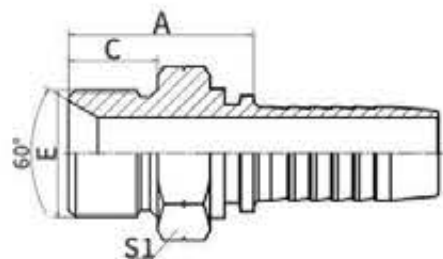
注：1.表中代号用于编织软管。 2.如需用于缠绕软管代号改为22192-xx-xx。  
 Note: 1.For use with braided hoses. 2.If use with spiral hoses, hose fitting series number is 22192-xx-xx.


**12611**

英管外螺纹60°内锥面  
 BSPP MALE 60° CONE SEAT

代号 PART NO.	螺纹 E THREAD E	软管 HOSE BORE		尺寸 DIMENSIONS		
		公称内径 DN	标号 DASH	A	C	S1
12611-02-03	G1/8"X28	5	03	22	10	12
12611-04-04	G1/4"X19	6	04	24.5	12	14
12611-06-05	G3/8"X19	8	05	26	13.5	17
12611-06-06	G3/8"X19	10	06	27.5	13.5	17
12611-06-08	G3/8"X19	12	08	26.5	13.5	19
12611-08-06	G1/2"X14	10	06	30.5	16	22
12611-08-08	G1/2"X14	12	08	31	16	22
12611-10-08	G5/8"X14	12	08	32.5	17.5	24
12611-10-10	G5/8"X14	16	10	33.5	17.5	24
12611-12-08	G3/4"X14	12	08	35.5	18.5	27
12611-12-10	G3/4"X14	16	10	37	18.5	27
12611-12-12	G3/4"X14	20	12	36.5	18.5	27
12611-16-12	G1"X11	20	12	40.5	20.5	36
12611-16-16	G1"X11	25	16	41.5	20.5	36
12611-20-16	G1.1/4"X11	25	16	43.5	20.5	46
12611-20-20	G1.1/4"X11	32	20	44.5	20.5	46
12611-24-20	G.1/2"X11	32	20	49	23	50
12611-24-24	G.1/2"X11	40	24	46	23	50
12611-32-32	G2"X11	50	32	53.5	25.5	65

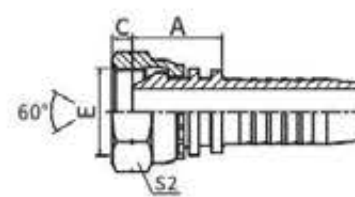
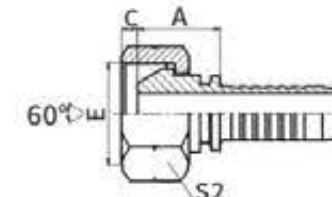
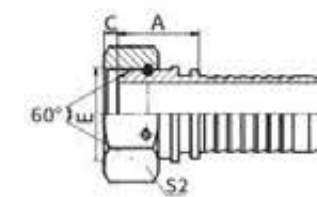
注：1.表中代号用于编织软管。 2.如需用于缠绕软管代号改为12612-xx-xx  
 Note: 1.For use with braided hoses. 2.If use with spiral hoses, hose fitting series number is 12612-xx-xx.


**12611A**

英管外螺纹60°内锥面或六角端面用组合垫密封的双用接头  
**BSPP MALE DOUBLE USE FOR 60° CONE SEAT OR BONDED SEAL**

代号 PART NO.	螺纹 E THREAD E	胶管 HOSE BORE		尺寸 DIMENSIONS		
		公称内径 DN	标号 DASH	A	C	S1
12611A-02-03	G1/8"X28	5	03	22	10	14
12611A-04-04	G1/4"X19	6	04	24.5	12	19
12611A-04-05	G1/4"X19	8	05	24.5	12	19
12611A-06-05	G3/8"X19	8	05	26	13.5	22
12611A-06-06	G3/8"X19	10	06	28	13.5	22
12611A-06-08	G3/8"X19	12	08	28.5	13.5	22
12611A-08-06	G1/2"X14	10	06	33	16	27
12611A-08-08	G1/2"X14	12	08	33.5	16	27
12611A-08-10	G1/2"X14	16	10	32	16	27
12611A-10-08	G5/8"X14	12	08	35	17.5	30
12611A-10-10	G5/8"X14	16	10	36	17.5	30
12611A-12-08	G3/4"X14	12	08	36.5	18.5	32
12611A-12-10	G3/4"X14	16	10	37.5	18.5	32
12611A-12-12	G3/4"X14	20	12	37.5	18.5	32
12611A-16-12	G1"X11	20	12	42.5	20.5	41
12611A-16-16	G1"X11	25	16	43.5	20.5	41
12611A-20-16	G1.1/4"X11	25	16	45.5	20.5	50
12611A-20-20	G1.1/4"X11	32	20	46.5	20.5	50
12611A-24-24	G.1/2"X11	40	24	49	23	55
12611A-32-32	G2"X11	50	32	54.5	25.5	70

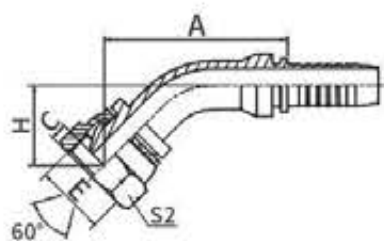
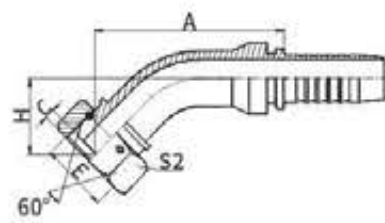
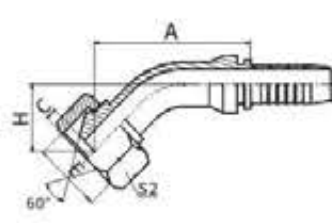
注：1.表中代号用于编织软管。 2.如需用于缠绕软管代号改为12612A-xx-xx.  
 Note: 1.For use with braided hoses. 2.If use with spiral hoses,hose fitting series number is 12612A-xx-xx.


**22611**

**22611-T**

**22611-W**

英管内螺纹60°外锥面  
**BSPP FEMALE 60° CONE**

代号 PART NO.	螺纹 E THREAD E	软管 HOSE BORE		尺寸 DIMENSIONS		
		公称内径 DN	标号 DASH	A	C	S2
22611-02-03	G1/8"X28	5	03	15	5.5	14
22611-02-04	G1/8"X28	6	04	15	5.5	14
22611-04-03	G1/4"X19	5	03	17	5.5	19
22611-04-04	G1/4"X19	6	04	18	5.5	19
22611-04-05	G1/4"X19	8	05	18	5.5	19
22611-04-06	G1/4"X19	10	06	18	5.5	19
22611-06-04	G3/8"X19	6	04	19	6.3	22
22611-06-05	G3/8"X19	8	05	19	6.3	22
22611-06-06	G3/8"X19	10	06	19.5	6.3	22
22611-06-08	G3/8"X19	12	08	19.5	6.3	22
22611-08-06T	G1/2"X14	10	06	21	7.5	27
22611-08-08	G1/2"X14	12	08	21.5	7.5	27
22611-10-08	G5/8"X14	12	08	22	9.5	30
22611-10-10	G5/8"X14	16	10	23.5	9.5	30
22611-12-08T	G3/4"X14	12	08	22	10.9	32
22611-12-10	G3/4"X14	16	10	24	10.9	32
22611-12-12	G3/4"X14	20	12	24	10.9	32
22611-16-12T	G1"X11	20	12	24	11.7	41
22611-16-14	G1"X11	22	14	26	11.7	41
22611-16-16	G1"X11	25	16	27	11.7	41
22611-20-16T	G1.1/4"X11	25	16	27.5	11	50
22611-20-20W	G1.1/4"X11	32	20	30.5	11	50
22611-24-20T	G1.1/2"X11	32	20	32	13	55
22611-24-24W	G1.1/2"X11	40	24	32	13	55
22611-32-24T	G2"X11	40	24	30	16	70
22611-32-32W	G2"X11	50	32	31.9	16	70

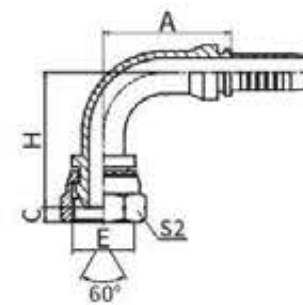
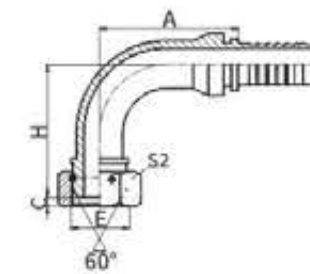
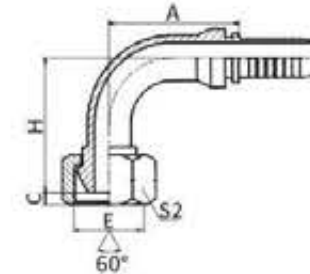
注：1.表中代号用于编织软管。 2.如需用于缠绕软管代号改为22612-xx-xx.  
 Note: 1.For use with braided hoses. 2.If use with spiral hoses,hose fitting series number is 22612-xx-xx.


**22641**

**22641-W**

**22641-T**

45° 英管内螺纹60°外锥面  
 45° BSPP FEMALE 60° CONE

代号 PART NO.	螺纹 E THREAD E	软管 HOSE BORE		尺寸 DIMENSIONS			
		公称内径 DN	标号 DASH	A	C	H	S2
22641-04-04	G1/4"X19	6	04	42.3	5.5	20.2	19
22641-06-04	G3/8"X19	6	04	43.2	6.3	21	22
22641-06-05	G3/8"X19	8	05	45.3	6.3	22	22
22641-06-06	G3/8"X19	10	06	46.9	6.3	22.6	22
22641-08-06T	G1/2"X14	10	06	48.1	7.5	23.9	27
22641-08-08	G1/2"X14	12	08	61.1	7.5	26.1	27
22641-10-08	G5/8"X14	12	08	61.4	9.5	26.5	30
22641-10-10	G5/8"X14	16	10	72.6	9.5	27.8	30
22641-12-08T	G3/4"X14	12	08	61.8	10.9	26.9	32
22641-12-10	G3/4"X14	16	10	73	10.9	28.2	32
22641-12-12	G3/4"X14	20	12	79.2	10.9	31.8	32
22641-16-12T	G1"X11	20	12	80.8	11.7	33.4	41
22641-16-16	G1"X11	25	16	88.4	11.7	34.2	41
22641-20-16T	G1.1/4"X11	25	16	85.3	11	31.1	50
22641-20-20W	G1.1/4"X11	32	20	98.8	11	38	50
22641-24-24W	G1.1/2"X11	40	24	116.8	13	45.5	55
22641-32-32W	G2"X11	50	32	135.7	16	52.7	70

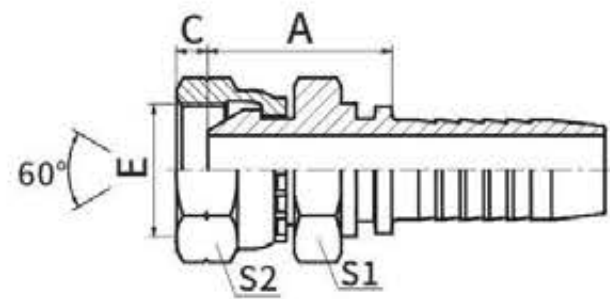
注：1.表中代号用于编织软管。 2.如需用于缠绕软管代号改为22642-xx-xx。  
 Note: 1.For use with braided hoses. 2.If use with spiral hoses, hose fitting series number is 22642-xx-xx.


**22691**

**22691-W**

**22691-T**

90° 英管内螺纹60°外锥面  
 90° BSPP FEMALE 60° CONE

代号 PART NO.	螺纹 E THREAD E	软管 HOSE BORE		尺寸 DIMENSIONS			
		公称内径 DN	标号 DASH	A	C	H	S2
22691-02-03	G1/8"X28	5	03	26.5	5.5	31.5	14
22691-02-04	G1/8"X28	6	04	30	5.5	34.5	14
22691-04-03	G1/4"X19	5	03	26.5	5.5	33.5	19
22691-04-04	G1/4"X19	6	04	30	5.5	36.5	19
22691-04-05	G1/4"X19	8	05	33	5.5	39.5	19
22691-04-06	G1/4"X19	10	06	30	5.5	36.5	19
22691-06-04	G3/8"X19	6	04	30	6.3	37.7	22
22691-06-05	G3/8"X19	8	05	33	6.3	40.7	22
22691-06-06	G3/8"X19	10	06	35.3	6.3	43	22
22691-08-06T	G1/2"X14	10	06	35.3	7	43.3	27
22691-08-08	G1/2"X14	12	08	41	7.5	51	27
22691-08-10	G1/2"X14	16	10	56.5	7.5	55.5	27
22691-10-08	G5/8"X14	12	08	41	9.5	51.5	30
22691-10-10	G5/8"X14	16	10	56.5	9.5	56	30
22691-12-08T	G3/4"X14	12	08	41	10.9	52.1	32
22691-12-10	G3/4"X14	16	10	56.5	10.9	56.6	32
22691-12-12	G3/4"X14	20	12	65.5	10.9	66	32
22691-16-12T	G1"X11	20	12	65.5	11.7	68.3	41
22691-16-14	G1"X11	22	14	71.2	11.7	69.3	41
22691-16-16	G1"X11	25	16	76.7	11.7	73.8	41
22691-20-16T	G1.1/4"X11	25	16	78	11	69.5	50
22691-20-20W	G1.1/4"X11	32	20	91.5	11	84.3	50
22691-24-24W	G1.1/2"X11	40	24	109.4	13	103	55
22691-32-32W	G2"X11	50	32	131.8	16	123.3	70

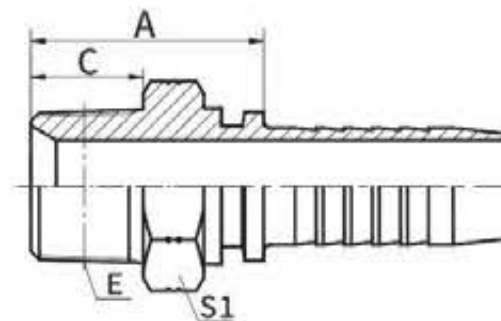
注：1.表中代号用于编织软管。 2.如需用于缠绕软管代号改为22692-xx-xx。  
 Note: 1.For use with braided hoses. 2.If use with spiral hoses, hose fitting series number is 22692-xx-xx.


**22611D**

英管内螺纹60° 外锥面双六角  
 BSPP FEMALE 60° CONE DOUBLE HEXAGON

代号 PART NO.	螺纹 E THREAD E	软管 HOSE BORE		尺寸 DIMENSIONS			
		公称内径 DN	标号 DASH	A	C	S1	S2
22611D-04-04	G1/4"X19	6	04	23.5	5.5	19	19
22611D-06-06	G3/8"X19	10	06	26.5	6.3	22	22
22611D-08-08	G1/2"X14	12	08	31	7.5	27	27
22611D-10-08	G5/8"X14	12	08	32	9.5	30	30
22611D-12-08	G3/4"X14	12	08	33	10.9	32	32
22611D-12-12	G3/4"X14	20	12	34	10.9	32	32
22611D-16-16	G1"X11	25	16	35.5	11.7	41	41
22611D-20-20	G1.1/4"X11	32	20	43.5	11	50	50

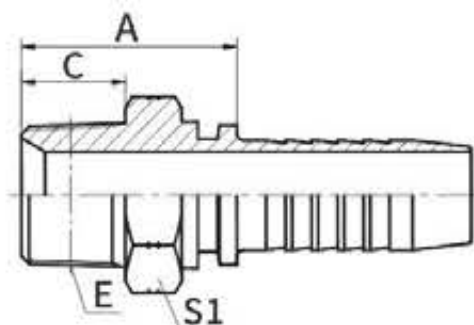
注：1.表中代号用于编织软管。 2.如需用于缠绕软管代号改为22612D-xx-xx.  
 Note: 1.For use with braided hoses. 2.If use with spiral hoses,hose fitting series number is 22612D-xx-xx.


**13011-SP**

英锥管外螺纹  
 BSPT MALE

代号 PART NO.	螺纹 E THREAD E	软管 HOSE BORE		尺寸 DIMENSIONS		
		公称内径 DN	标号 DASH	A	C	S1
13011-02-03SP	R1/8"X28	5	03	22	10	12
13011-02-04SP	R1/8"X28	6	04	22.5	10	12
13011-04-04SP	R1/4"X19	6	04	27	14.5	14
13011-04-05SP	R1/4"X19	8	05	25	15.4	14
13011-04-06SP	R1/4"X19	10	06	27	14.5	17
13011-06-04SP	R3/8"X19	6	04	27.5	15	17
13011-06-05SP	R3/8"X19	8	05	26.5	15	17
13011-06-06SP	R3/8"X19	10	06	27.5	15	17
13011-06-08SP	R3/8"X19	12	08	30	15	19
13011-08-06SP	R1/2"X14	10	06	34.5	20	22
13011-08-08SP	R1/2"X14	12	08	35	20	22
13011-08-10SP	R1/2"X14	16	10	38	20	22
13011-08-12SP	R1/2"X14	20	12	38	20	27
13011-12-08SP	R3/4"X14	12	08	37	20	27
13011-12-10SP	R3/4"X14	16	10	38	20	27
13011-12-12SP	R3/4"X14	20	12	38.5	20	27
13011-12-16SP	R3/4"X14	25	16	39.5	20	32
13011-16-12SP	R1"X11	20	12	44	25.5	36
13011-16-16SP	R1"X11	25	16	45	25.5	36
13011-20-20SP	R1.1/4"X11	32	20	49.5	26.5	46
13011-24-24SP	R1.1/2"X11	40	24	51.5	26.5	50
13011-32-24SP	R2"X11	40	24	57	30	65
13011-32-32SP	R2"X11	50	32	57	30	65

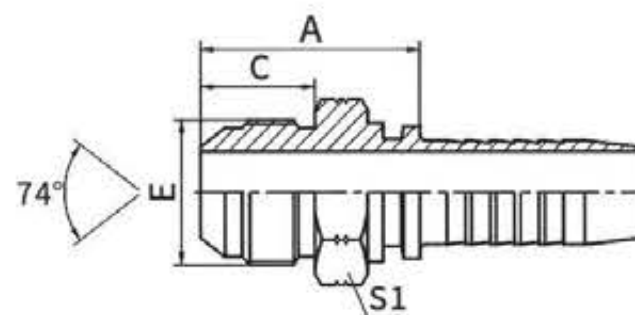
注：1.表中代号用于编织软管。 2.如需用于缠绕软管代号改为13012-xx-xxSP.  
 Note: 1.For use with braided hoses. 2.If use with spiral hoses,hose fitting series number is 13012-xx-xxSP.


**15611**

 布锥管外螺纹  
**NPT MALE**

代号 PART NO.	螺纹 E THREAD E	软管 HOSE BORE		尺寸 DIMENSIONS		
		公称内径 DN	标号 DASH	A	C	S1
15611-02-03	Z1/8"X27	5	03	22.5	10.5	12
15611-02-04	Z1/8"X27	6	04	22.5	10.5	12
15611-04-03	Z1/4"X18	5	03	27.5	15	17
15611-04-04	Z1/4"X18	6	04	28	15	17
15611-04-05	Z1/4"X18	8	05	28	15	17
15611-04-06	Z1/4"X18	10	06	27	15	17
15611-06-04	Z3/8"X18	6	04	28	16	19
15611-06-05	Z3/8"X18	8	05	28	16	19
15611-06-06	Z3/8"X18	10	06	30	16	19
15611-06-08	ZZ3/8"X18	12	08	30.5	16	19
15611-08-06	Z1/2"X14	10	06	34.5	19.5	22
15611-08-08	Z1/2"X14	12	08	34.5	19.5	22
15611-08-10	Z1/2"X14	16	10	36	19.5	22
15611-12-08	Z3/4"X14	12	08	37.5	19.5	27
15611-12-10	Z3/4"X14	16	10	38	19.5	27
15611-12-12	Z3/4"X14	20	12	38.5	19.5	27
15611-12-16	Z3/4"X14	25	16	39.5	19.5	32
15611-16-10	Z1"X11.5	16	10	45	25.5	36
15611-16-12	Z1"X11.5	20	12	45	25.5	36
15611-16-16	Z1"X11.5	25	16	44.5	25.5	36
15611-20-16	Z1.1/4"X11.5	25	16	49.5	26.5	46
15611-20-20	Z1.1/4"X11.5	32	20	49	26.5	46
15611-24-24	Z1.1/2"X11.5	40	24	51	27.5	50
15611-32-32	Z2"X11.5	50	32	55	27.5	65

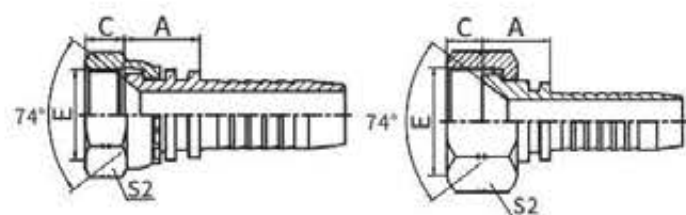
注：1.表中代号用于编织软管。 2.如需用于缠绕软管代号改为15612-xx-xx。  
 Note: 1.For use with braided hoses. 2.If use with spiral hoses,hose fitting series number is 15612-xx-xx.


**16711**

 美制JIC外螺纹74°外锥面  
**JIC MALE 74° CONE**  
**ISO8434.2-SAEJ514**

代号 PART NO.	螺纹 E THREAD E	软管 HOSE BORE		尺寸 DIMENSIONS		
		公称内径 DN	标号 DASH	A	C	S1
16711-04-03	7/16"X20	5	03	26	14	12
16711-04-04	7/16"X20	6	04	26.5	14	12
16711-05-04	1/2"X20	6	04	26.5	14	14
16711-05-05	1/2"X20	8	05	26.5	14	14
16711-05-06	1/2"X20	10	06	26.5	14	17
16711-06-04	9/16"X18	6	04	26.5	14.1	17
16711-06-05	9/16"X18	8	05	26.5	14.1	17
16711-06-06	9/16"X18	10	06	26.5	14.1	17
16711-08-06	3/4"X16	10	06	31.5	16.7	22
16711-08-08	3/4"X16	12	08	32	16.7	22
16711-10-06	7/8"X14	10	06	32	19.3	24
16711-10-08	7/8"X14	12	08	34.3	19.3	24
16711-10-10	7/8"X14	16	10	35.5	19.3	24
16711-12-08	1.1/16"X12	12	08	39	21.9	30
16711-12-10	1.1/16"X12	16	10	40	21.9	30
16711-12-12	1.1/16"X12	20	12	40	21.9	30
16711-12-16	1.1/16"X12	25	16	41	21.9	30
16711-14-10	1.3/16"X12	16	10	41.5	22.6	32
16711-14-12	1.3/16"X12	20	12	40.6	22.6	32
16711-16-12	1.5/16"X12	20	12	42.5	23.1	36
16711-16-16	1.5/16"X12	25	16	43.5	23.1	36
16711-20-16	1.5/8"X12	25	16	46.5	24.3	46
16711-20-20	1.5/8"X12	32	20	47.5	24.3	46
16711-24-20	1.7/8"X12	32	20	53	27.5	50
16711-24-24	1.7/8"X12	40	24	53	27.5	50
16711-32-32	2.1/2"X12	50	32	62	33.9	65

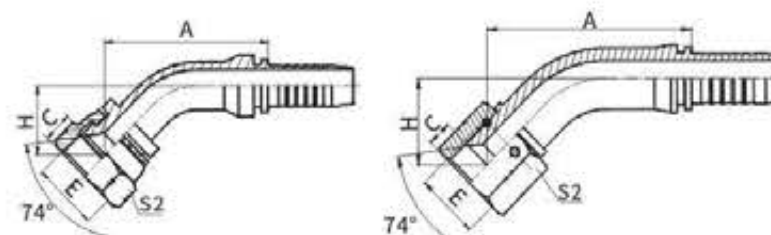
注：1.表中代号用于编织软管。 2.如需用于缠绕软管代号改为16712-xx-xx。  
 Note: 1.For use with braided hoses. 2.If use with spiral hoses,hose fitting series number is 16712-xx-xx.


**26711**
**26711-T**

美制JIC内螺纹74°内锥面  
 JIC FEMALE 74° CONE SEAT  
 SAE J514

代号 PART NO.	螺纹 E THREAD E	软管 HOSE BORE		尺寸 DIMENSIONS		
		公称内径 DN	标号 DASH	A	C	S2
26711-04-03	7/16"X20	5	03	14.5	9	15
26711-04-04	7/16"X20	6	04	15	9	15
26711-05-04	1/2"X20	6	04	15.5	9.5	17
26711-05-05	1/2"X20	8	05	15.5	9.5	17
26711-05-06	1/2"X20	10	06	15.5	9.5	17
26711-06-04	9/16"X18	6	04	15.5	10.5	19
26711-06-05	9/16"X18	8	05	15.5	10.5	19
26711-06-06	9/16"X18	10	06	15.5	10.5	19
26711-06-08	9/16"X18	12	08	16	10.5	19
26711-08-06	3/4"X16	10	06	17.5	11	24
26711-08-08	3/4"X16	12	08	18	11	24
26711-08-10	3/4"X16	16	10	19.5	11	24
26711-10-08	7/8"X14	12	08	18.5	13	27
26711-10-10	7/8"X14	16	10	20	13	27
26711-10-12	7/8"X14	20	12	20	13	27
26711-12-08T	1.1/16"X12	12	08	19	15	32
26711-12-10	1.1/16"X12	16	10	21.5	15	32
26711-12-12	1.1/16"X12	20	12	21.5	15	32
26711-12-16	1.1/16"X12	25	16	23	15	32
26711-14-12	1.3/16"X12	20	12	21.5	15	36
26711-16-12T	1.5/16"X12	20	12	18.5	16	41
26711-16-16	1.5/16"X12	25	16	23	16	41
26711-16-20	1.5/16"X12	32	20	24	16	41
26711-20-16T	1.5/8"X12	25	16	23	17	50
26711-20-20W	1.5/8"X12	32	20	26	17	50
26711-24-20W	1.7/8"X12	32	20	26.5	20	55
26711-24-24W	1.7/8"X12	40	24	26.5	20	55
26711-32-24T	2.1/2"X12	40	24	27	23.5	75
26711-32-32T	2.1/2"X12	50	32	27	23.5	75

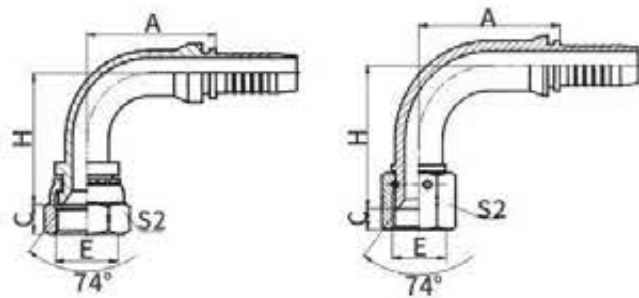
注：1.表中代号用于编织软管。 2.如需用于缠绕软管代号改为26712-xx-xx。  
 Note: 1.For use with braided hoses. 2.If use with spiral hoses, hose fitting series number is 26712-xx-xx.


**26741**
**26741W**

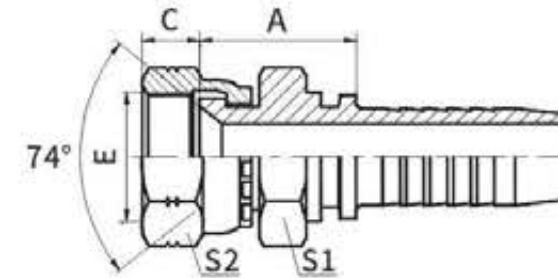
45° 美制JIC内螺纹74°内锥面  
 45° JIC FEMALE 74° CONE SEAT  
 SAE J514

代号 PART NO.	螺纹 E THREAD E	软管 HOSE BORE		尺寸 DIMENSIONS			
		公称内径 DN	标号 DASH	A	C	H	S2
26741-04-03	7/16"X20	5	03	37.6	9	17.2	15
26741-04-04	7/16"X20	6	04	40.2	9	18.1	15
26741-05-04	1/2"X20	6	04	40.5	9.5	18.5	17
26741-05-05	1/2"X20	8	05	42.7	9.5	19.3	17
26741-05-06	1/2"X20	10	06	44.6	9.5	20.3	17
26741-06-04	9/16"X18	6	04	40.5	10.5	18.5	19
26741-06-05	9/16"X18	8	05	42.7	10.5	19.3	19
26741-06-06	9/16"X18	10	06	44.3	10.5	20	19
26741-06-08	9/16"X18	12	08	56.8	10.5	21.9	19
26741-08-06	3/4"X16	10	06	45.7	11	21.4	24
26741-08-08	3/4"X16	12	08	58.6	11	23.5	24
26741-10-08	7/8"X14	12	08	58.9	13	24	27
26741-10-10	7/8"X14	16	10	70.1	13	25.3	27
26741-10-12	7/8"X14	20	12	77	13	28.9	27
26741-12-08	1.1/16"X12	12	08	60	15	25	32
26741-12-10	1.1/16"X12	16	10	71.2	15	26.4	32
26741-12-12	1.1/16"X12	20	12	77.4	15	30	32
26741-12-16	1.1/16"X12	25	16	85.3	15	31	32
26741-14-12	1.3/16"X12	20	12	77.4	15	30	36
26741-16-12	1.5/16"X12	20	12	77.4	16	30	41
26741-16-16	1.5/16"X12	25	16	85.7	16	31.5	41
26741-16-20	1.5/16"X12	32	20	96.3	16	35.5	41
26741-20-20W	1.5/8"X12	32	20	96.6	17	35.9	50
26741-24-20W	1.7/8"X12	32	20	100.8	20	40.1	55
26741-24-24W	1.7/8"X12	40	24	114.8	20	44.1	55
26741-32-32W	2.1/2"X12	50	32	135.9	23.5	51.6	75

注：1.表中代号用于编织软管。 2.如需用于缠绕软管代号改为26742-xx-xx。  
 Note: 1.For use with braided hoses. 2.If use with spiral hoses, hose fitting series number is 26742-xx-xx.


**26791**
**26791W**

90° 美制JIC内螺纹74°内锥面  
 90° JIC FEMALE 74° CONE SEAT  
 SAE J514


**26711D**

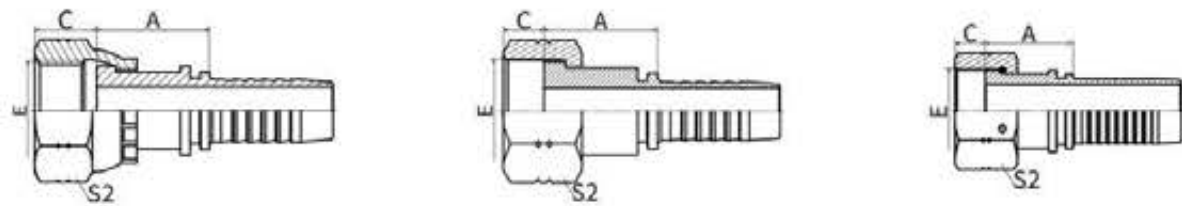
美制JIC内螺纹74°内锥面双六角  
 JIC FEMALE 74° CONE SEAT DOUBLE  
 HEXAGON SAE J514

代号 PART NO.	螺纹 E THREAD E	软管 HOSE BORE		尺寸 DIMENSIONS			
		公称内径 DN	标号 DASH	A	C	H	S2
26791-04-03	7/16"X20	5	03	26.5	9	30.5	15
26791-04-04	7/16"X20	6	04	30	9	33.5	15
26791-05-04	1/2"X20	6	04	30	9.5	34	17
26791-05-05	1/2"X20	8	05	33	9.5	37	17
26791-05-06	1/2"X20	10	06	35.3	9.5	39.3	17
26791-06-04	9/16"X18	6	04	30	10.5	34	19
26791-06-05	9/16"X18	8	05	33	10.5	37	19
26791-06-06	9/16"X18	10	06	35.3	10.5	39.3	19
26791-06-08	9/16"X18	12	08	41	10.5	45.5	19
26791-08-06	3/4"X16	10	06	35.3	11	41.3	24
26791-08-08	3/4"X16	12	08	41	11	47	24
26791-08-10	3/4"X16	16	10	56.5	11	51.5	24
26791-10-08	7/8"X14	12	08	41	13	48	27
26791-10-10	7/8"X14	16	10	56.5	13	52.5	27
26791-10-12	7/8"X14	20	12	67	13	64	27
26791-12-08	1.1/16"X12	12	08	41	15	49.5	32
26791-12-10	1.1/16"X12	16	10	56.5	15	54	32
26791-12-12	1.1/16"X12	20	12	65.5	15	63.5	32
26791-12-16	1.1/16"X12	25	16	76.7	15	70	32
26791-14-12	1.3/16"X12	20	12	65.5	15	63.5	36
26791-16-12	1.5/16"X12	20	12	65.5	16	63.5	41
26791-16-16	1.5/16"X12	25	16	76.7	16	70	41
26791-16-20	1.5/16"X12	32	20	91.5	16	81	41
26791-20-20W	1.5/8"X12	32	20	91.5	17	80.5	50
26791-24-20W	1.7/8"X12	32	20	91.5	20	79.5	55
26791-24-24W	1.7/8"X12	40	24	109.4	20	94	55
26791-32-32W	2.1/2"X12	50	32	133.1	23.5	121.8	75

注：1.表中代号用于编织软管。 2.如需用于缠绕软管代号改为26792-xx-xx.  
 Note: 1.For use with braided hoses. 2.If use with spiral hoses,hose fitting series number is 26792-xx-xx.

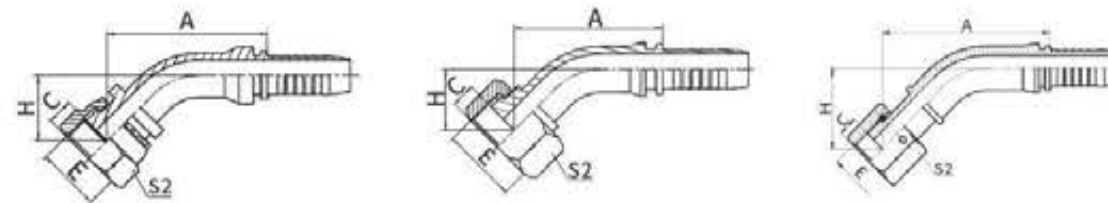
代号 PART NO.	螺纹 E THREAD E	软管 HOSE BORE		尺寸 DIMENSIONS			
		公称内径 DN	标号 DASH	A	C	S1	S2
26711D-04-04	7/16"X20	6	04	20	9	15	15
26711D-05-04	1/2"X20	6	04	20.5	9.5	17	17
26711D-06-04	9/16"X18	6	04	21	10.5	19	19
26711D-06-06	9/16"X18	10	06	21	10.5	19	19
26711D-08-06	3/4"X16	10	06	25	11	24	24
26711D-08-08	3/4"X16	12	08	24.5	11	24	24
26711D-08-10	3/4"X16	16	10	25.5	11	24	24
26711D-10-08	7/8"X14	12	08	28	13	27	27
26711D-10-10	7/8"X14	16	10	29	13	27	27
26711D-12-12	1.1/16"X12	20	12	31.5	15	32	32
26711D-16-12	1.5/16"X12	20	12	33.5	16	41	41
26711D-16-16	1.5/16"X12	25	16	34.5	16	41	41
26711D-16-20	1.5/16"X12	32	20	36.5	16	41	41
26711D-20-20	1.5/8"X12	32	20	39	17	50	50

注：1.表中代号用于编织软管。 2.如需用于缠绕软管代号改为26712D-xx-xx.  
 Note: 1.For use with braided hoses. 2.If use with spiral hoses,hose fitting series number is 26712D-xx-xx.


**24211**
**24211-T**
**24211-W**
**美制ORFS内螺纹平面**
**ORFS FEMALE FLAT SEAL ISO 12151-1-SAEJ516**

代号 PART NO.	螺纹 E THREAD E	软管 HOSE BORE		尺寸 DIMENSIONS		
		公称内径 DN	标号 DASH	A	C	S2
24211-04-04	9/16"X18	6	04	22.5	8.5	19
24211-04-05	9/16"X1	8	05	22.5	8.5	19
24211-04-06	89/16"X18	10	06	22.5	8.5	19
24211-06-04T	11/16"X16	6	04	23.5	10	22
24211-06-05T	11/16"X16	8	05	23.5	10	22
24211-06-06	11/16"X16	10	06	23.5	10	22
24211-06-08	11/16"X16	12	08	26	10	22
24211-08-05T	13/16"X16	8	05	25	11	27
24211-08-06T	13/16"X16	10	06	25	11	27
24211-08-08	13/16"X16	12	08	28	11	27
24211-08-10	13/16"X16	16	10	29	11	27
24211-10-08T	1"X14	12	08	29.5	13.5	30
24211-10-10	1"X14	16	10	33	13.5	30
24211-10-12	1"X14	20	12	33.5	13.5	30
24211-12-08T	1.3/16"X12	12	08	30.5	15	36
24211-12-10T	1.3/16"X12	16	10	31.5	15	36
24211-12-12	1.3/16"X12	20	12	35	15	36
24211-12-16	1.3/16"X12	25	16	36	15	36
24211-16-12T	1.7/16"X12	20	12	35	14.8	41
24211-16-14T	1.7/16"X12	22	14	35	14.8	41
24211-16-16T	1.7/16"X12	25	16	35	14.8	41
24211-16-20	1.7/16"X12	32	20	39.5	14.8	41
24211-20-16T	1.11/16"X12	25	16	35	15	50
24211-20-20W	1.11/16"X12	32	20	42.5	15	50
24211-20-24W	1.11/16"X12	40	24	42.5	15	50
24211-24-20T	2"X12	32	20	36	14.8	60
24211-24-24T	2"X12	40	24	36	14.8	60

 注：1.表中代号用于编织软管。  
 Note: 1.For use with braided hoses.

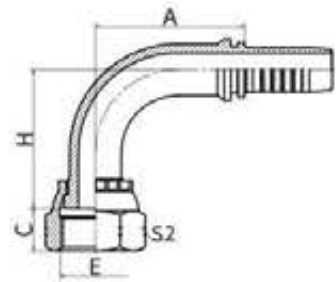
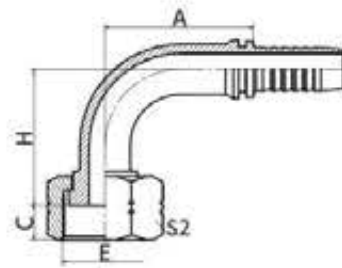
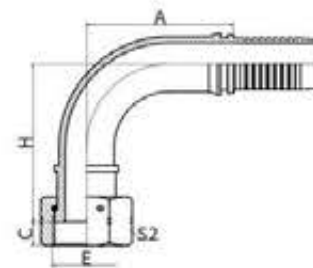
 2.如需用于缠绕软管代号改为24212-xx-xx。  
 2.If use with spiral hoses,hose fitting series number is 24212-xx-xx.

**24241**
**24241-T**
**24241-W**
**45° 美制ORFS内螺纹平面**
**45° ORFS FEMALE FLAT SEAL ISO 12151-1—SAE J516**

代号 PART NO.	螺纹 E THREAD E	软管 HOSE BORE		尺寸 DIMENSIONS			
		公称内径 DN	标号 DASH	A	H	C	S2
24241-04-04	9/16"X18	6	04	45.5	23.4	8.5	19
24241-04-05	9/16"X18	8	05	47.6	24.3	8.5	19
24241-04-06	9/16"X18	10	06	49.2	24.9	8.5	19
24241-06-04T	11/16"X16	6	04	39.5	17.4	10	22
24241-06-05T	11/16"X16	8	05	42.3	19	10	22
24241-06-06	11/16"X16	10	06	51.7	27.4	10	22
24241-06-08	11/16"X16	12	08	63.9	29	10	22
24241-08-06T	13/16"X16	10	06	44.6	20.3	11	27
24241-08-08	13/16"X16	12	08	65.3	30.4	11	27
24241-08-10	13/16"X16	16	10	76.5	31.7	11	27
24241-10-08T	1"X14	12	08	58.2	23.3	13.5	30
24241-10-10	1"X14	16	10	79.7	34.9	13.5	30
24241-10-12	1"X14	20	12	86.5	38.4	13.5	30
24241-12-08T	1.3/16"X12	12	08	58.2	23.3	15	36
24241-12-10T	1.3/16"X12	16	10	69.4	24.6	15	36
24241-12-12	1.3/16"X12	20	12	87.6	39.5	15	36
24241-12-16	1.3/16"X12	25	16	95.3	41	15	36
24241-16-12T	1.7/16"X12	20	12	74	29.6	14.8	41
24241-16-14T	1.7/16"X12	22	14	78.7	28.5	14.8	41
24241-16-16T	1.7/16"X12	25	16	84.1	29.7	14.8	41
24241-16-20	1.7/16"X12	32	20	103.8	46.1	14.8	41
24241-20-16T	1.11/16"X12	25	16	80.9	32.7	15	50
24241-20-20W	1.11/16"X12	32	20	111.2	49	15	50
24241-20-24W	1.11/16"X12	40	24	123.6	52.9	15	50
24241-24-20T	2"X12	32	20	94.5	33.8	14.8	60
24241-24-24T	2"X12	40	24	108.5	37.7	14.8	60

 注：1.表中代号用于编织软管。  
 Note: 1.For use with braided hoses.

 2.如需用于缠绕软管代号改为24242-xx-xx。  
 2.If use with spiral hoses,hose fitting series number is 24242-xx-xx.

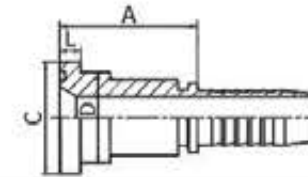



**24291**

**24291-T**

**24291-W**

**90° 美制ORFS内螺纹平面**  
**90° ORFS FEMALE FLAT SEAL ISO 12151-1-SAEJ516**

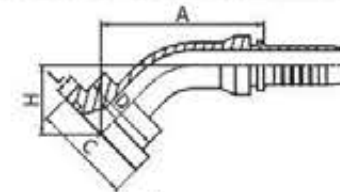
代号 PART NO.	螺纹 E THREAD E	软管 HOSE BORE		尺寸 DIMENSIONS			
		公称内径 DN	标号 DASH	A	H	C	S2
24291-04-04	9/16"X18	6	04	30	41	8.5	19
24291-04-05	9/16"X18	8	05	33	44	8.5	19
24291-06-05T	11/16"X16	8	05	33	37.5	10	22
24291-06-06	11/16"X16	10	06	35.3	49.8	10	22
24291-06-08	11/16"X16	12	08	41	55	10	22
24291-08-06T	13/16"X16	10	06	35.3	39.8	11	27
24291-08-08	13/16"X16	12	08	41	57	11	27
24291-08-10	13/16"X16	16	10	56.5	61.5	11	27
24291-10-08T	1"X14	12	08	41	46	13.5	30
24291-10-10	1"X14	16	10	56.5	66	13.5	30
24291-10-12	1"X14	20	12	65.5	75.5	13.5	30
24291-12-10T	1.3/16"X12	16	10	56.5	51.5	15	36
24291-12-12	1.3/16"X12	20	12	65.5	77	15	36
24291-12-16	1.3/16"X12	25	16	76.7	83.5	15	36
24291-16-12T	1.7/16"X12	20	12	65.5	63	14.8	41
24291-16-14T	1.7/16"X12	22	14	71.2	63	14.8	41
24291-16-16T	1.7/16"X12	25	16	76.9	67.5	14.8	41
24291-20-16T	1.11/16"X12	25	16	76.7	67.5	15	50
24291-20-20W	1.11/16"X12	32	20	93	100	15	50
24291-24-20T	2"X12	32	20	91.5	78.5	14.8	60
24291-24-24T	2"X12	40	24	109.4	92	14.8	60

注：1.表中代号用于编织软管。 2.如需用于缠绕软管代号改为24292-xx-xx。  
 Note: 1.For use with braided hoses. 2.If use with spiral hoses,hose fitting series number is 24292-xx-xx.


**87311**
**SAE 法兰 3000 PSI**
**SAE FLANGE 3000PSI ISO 12151.3--SAE J516**

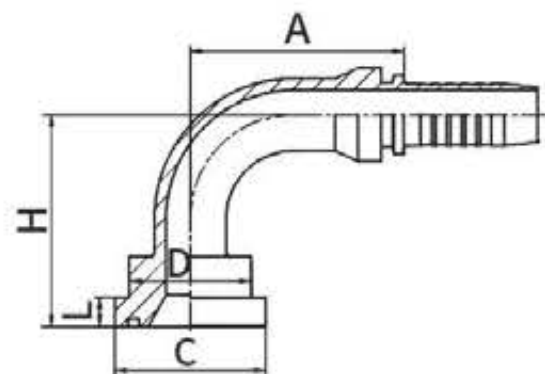
代号 PART NO.	法兰型号 FLANGE SIZE	软管 HOSE BORE		尺寸 DIMENSIONS			
		公称内径 DN	标号 DASH	A	C	D	L
87311-08-08	1/2"	12	08	46	30.2	24	6.73
87311-12-08	3/4"	12	08	47	38.1	31.7	6.73
87311-12-10	3/4"	16	10	48	38.1	31.7	6.73
87311-12-12	3/4"	20	12	48	38.1	31.7	6.73
87311-12-16	3/4"	25	16	49	38.1	31.7	6.73
87311-16-12	1"	20	12	51	44.4	38	8
87311-16-16	1"	25	16	52	44.4	38	8
87311-16-20	1"	32	20	53	44.4	38	8
87311-20-16	1.1/4"	25	16	57	50.8	43	8
87311-20-20	1.1/4"	32	20	58	50.8	43	8
87311-24-20	1.1/2"	32	20	68	60.3	50	8
87311-24-24	1.1/2"	40	24	68	60.3	50	8
87311-32-24	2"	40	24	70	71.4	62	9.53
87311-32-32	2"	50	32	70	71.4	62	9.53
87311-40-40	2.1/2"	64	40	76	84.1	74	9.53

注：1.表中代号用于编织软管。 2.如需用于缠绕软管代号改为87312-xx-xx。  
 Note: 1.For use with braided hoses. 2.If use with spiral hoses,hose fitting series number is 87312-xx-xx.


**87341**
**45° SAE 法兰 3000 PSI**
**45° SAE FLANGE 3000PSI ISO 12151.3--SAE J516**

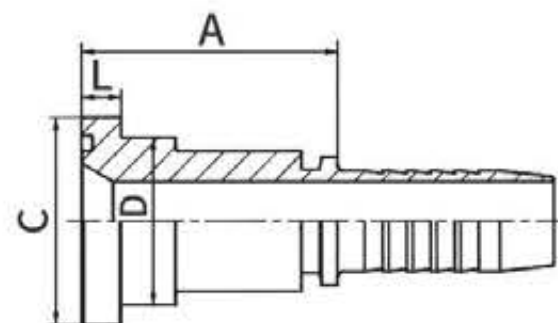
代号 PART NO.	法兰型号 FLANGE SIZE	软管 HOSE BORE		尺寸 DIMENSIONS				
		公称内径 DN	标号 DASH	A	C	D	H	L
87341-08-08	1/2"	12	08	58.2	30.2	24	23.3	6.73
87341-12-08	3/4"	12	08	58.9	38.1	31.7	24	6.73
87341-12-10	3/4"	16	10	70.1	38.1	31.7	25.3	6.73
87341-12-12	3/4"	20	12	77	38.1	31.7	28.9	6.73
87341-16-12	1"	20	12	77	44.4	38	28.9	8
87341-16-16	1"	25	16	85.2	44.4	38	29.7	8
87341-16-20	1"	32	20	94.5	44.4	38	33.8	8
87341-20-16	1.1/4"	25	16	85.2	50.8	43	29.7	8
87341-20-20	1.1/4"	32	20	94.5	50.8	43	33.8	8
87341-24-20	1.1/2"	32	20	95.9	60.3	50	35.2	8
87341-24-24	1.1/2"	40	24	110	60.3	50	39.1	8
87341-32-24	2"	40	24	110	71.4	62	39.1	9.53
87341-32-32	2"	50	32	129	71.4	62	46.3	9.53

注：1.表中代号用于编织软管。 2.如需用于缠绕软管代号改为87342-xx-xx。  
 Note: 1.For use with braided hoses. 2.If use with spiral hoses,hose fitting series number is 87342-xx-xx.


**87391**
**90° SAE法兰3000 PSI**  
**90° SAE FLANGE 3000 PSI**  
**ISO12151.3-SAEJ516**

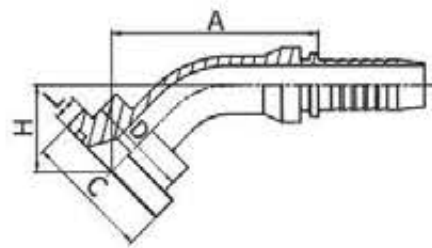
代号 PART NO.	法兰型号 FLANGE SIZE	软管 HOSE BORE		尺寸 DIMENSIONS				
		公称内径 DN	标号 DASH	A	C	D	H	L
87391-08-08	1/2"	12	08	41	30.2	24	47	6.73
87391-12-08	3/4"	12	08	41	38.1	31.7	48	6.73
87391-12-10	3/4"	16	10	56.5	38.1	31.7	52.5	6.73
87391-12-12	3/4"	20	12	66.2	38.1	31.7	62	6.73
87391-12-12(H100)	3/4"	20	12	65.5	38.1	31.7	100	6.73
87391-12-12(H127)	3/4"	20	12	65.5	38.1	31.7	127	6.73
87391-12-12(H150)	3/4"	20	12	65.5	38.1	31.7	150	6.73
87391-12-16	3/4"	25	16	76.7	38.1	31.7	67.5	6.73
87391-16-12	1"	20	12	66.2	44.4	38	62	8
87391-16-16	1"	25	16	78	44.4	38	67.5	8
87391-16-16(H100)	1"	25	16	76.7	44.4	38	100	8
87391-16-16(H127)	1"	25	16	76.7	44.4	38	127	8
87391-16-16(H150)	1"	25	16	76.7	44.4	38	150	8
87391-16-20	1"	32	20	91.5	44.4	38	78.5	8
87391-20-16	1.1/4"	25	16	78	50.8	43	67.5	8
87391-20-20	1.1/4"	32	20	91.5	50.8	43	78.5	8
87391-20-20(H100)	1.1/4"	32	20	91.5	50.8	43	100	8
87391-20-20(H127)	1.1/4"	32	20	91.5	50.8	43	127	8
87391-20-20(H150)	1.1/4"	32	20	91.5	50.8	43	150	8
87391-20-24	1.1/4"	40	24	108.5	50.8	43	78.5	8
87391-24-20	1.1/2"	32	20	91.5	60.3	50	80.5	8
87391-24-24	1.1/2"	40	24	109.4	60.3	50	94	8
87391-24-24(H127)	1.1/2"	40	24	109.4	60.3	50	127	8
87391-32-24	2"	40	24	109.4	71.4	62	94	9.53
87391-32-32	2"	50	32	131.8	71.4	62	114.3	9.53
87391-40-32	2.1/2"	50	32	131.8	84.1	74.4	114.3	9.53

注：1.表中代号用于编织软管。 2.如需用于缠绕软管代号改为87392-xx-xx。  
 Note: 1.For use with braided hoses. 2.If use with spiral hoses,hose fitting series number is 87392-xx-xx.


**87611**
**SAE法兰6000 PSI**  
**SAE FLANGE 6000 PSI**  
**ISO 12151-3—SAE J516**

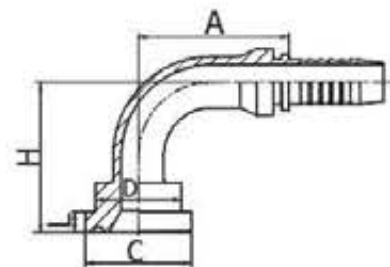
代号 PART NO.	法兰型号 FLANGE SIZE	软管 HOSE BORE		尺寸 DIMENSIONS			
		公称内径 DN	标号 DASH	A	C	D	L
87611-08-08	1/2"	12	08	47	31.7	24	7.75
87611-12-10	3/4"	16	10	51	41.3	32	8.76
87611-12-12	3/4"	20	12	51	41.3	32	8.76
87611-16-12	1"	20	12	56	47.6	38	9.53
87611-16-16	1"	25	16	57	47.6	38	9.53
87611-16-20	1"	32	20	61	47.6	38	9.53
87611-20-16	1.1/4"	25	16	65	54	44	10.29
87611-20-20	1.1/4"	32	20	66	54	44	10.29
87611-24-20	1.1/2"	32	20	75	63.5	51	12.57
87611-24-24	1.1/2"	40	24	75	63.5	51	12.57
87611-32-24	2"	40	24	85	79.4	67	12.57
87611-32-32	2"	50	32	85	79.4	67	12.57

注：1.表中代号用于编织软管。 2.如需用于缠绕软管代号改为87612-xx-xx。  
 Note: 1.For use with braided hoses. 2.If use with spiral hoses,hose fitting series number is 87612-xx-xx.


**87641**
**45° SAE法兰6000 PSI**  
**45° SAE FLANGE 6000 PSI**  
**ISO 12151-3—SAE J516**

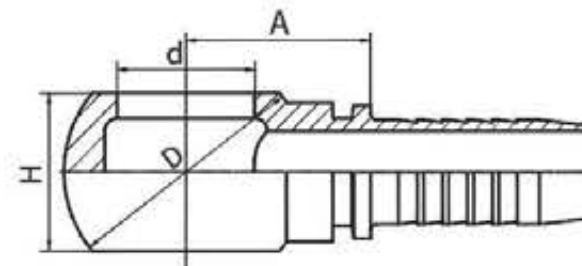
代号 PART NO.	法兰型号 FLANGE SIZE	软管 HOSE BORE		尺寸 DIMENSIONS				
		公称内径 DN	标号 DASH	A	C	D	H	L
87641-08-08	1/2"	12	08	58.9	31.7	24	24	7.75
87641-08-12	1/2"	20	12	74.9	31.7	24	27.5	7.75
87641-12-10	3/4"	16	10	72.5	41.3	32	28.2	8.76
87641-12-12	3/4"	20	12	79.2	41.3	32	31.8	8.76
87641-16-16	1"	25	16	90.2	47.6	38	34.7	9.53
87641-20-20	1.1/4"	32	20	103.8	54	44	41.5	10.29
87641-24-20	1.1/2"	32	20	105.8	63.5	51	45.1	12.57
87641-24-24	1.1/2"	40	24	116.2	63.5	51	45.5	12.57
87641-32-24	2"	40	24	125.4	79.4	67	54.7	12.57
87641-32-32	2"	50	32	135.7	79.4	67	52.7	12.57

注：1.表中代号用于编织软管。 2.如需用于缠绕软管代号改为87642-xx-xx。  
 Note: 1.For use with braided hoses. 2.If use with spiral hoses,hose fitting series number is 87642-xx-xx.


**87691**
**90° SAE法兰6000 PSI**  
**90° SAE FLANGE 6000 PSI**  
**ISO 12151-3—SAE J516**

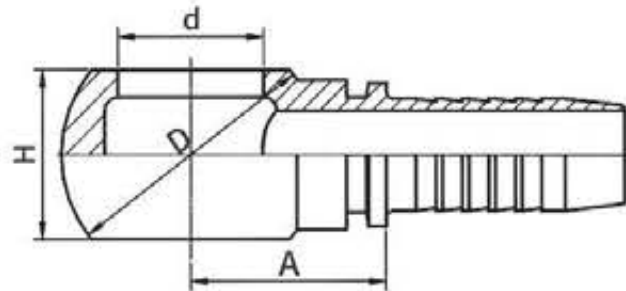
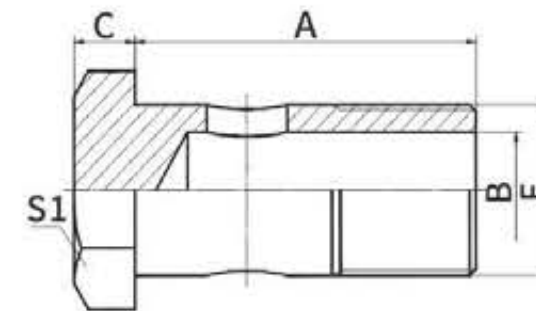
代号 PART NO.	法兰型号 FLANGE SIZE	软管 HOSE BORE		尺寸 DIMENSIONS				
		公称内径 DN	标号 DASH	A	C	D	H	L
87691-08-08	1/2"	12	08	41	31.7	24	48	7.75
87691-12-10	3/4"	16	10	56.5	41.3	32	56.5	8.76
87691-12-12	3/4"	20	12	66.2	41.3	32	66	8.76
87691-16-12	1"	20	12	66.2	47.6	38	69	9.53
87691-16-16	1"	25	16	78	47.6	38	74.5	9.53
87691-16-20	1"	32	20	91.5	47.6	38	85.5	9.53
87691-20-16	1.1/4"	25	16	78	54	44	78.5	10.29
87691-20-20	1.1/4"	32	20	91.5	54	44	89.5	10.29
87691-24-20	1.1/2"	32	20	91.5	63.5	51	94.5	12.57
87691-24-24	1.1/2"	40	24	109.4	63.5	51	108	12.57
87691-32-24	2"	40	24	109.4	79.4	67	116	12.57
87691-32-32	2"	50	32	131.8	79.4	67	136.3	12.57

注：1.表中代号用于编织软管。 2.如需用于缠绕软管代号改为87692-xx-xx。  
 Note: 1.For use with braided hoses. 2.If use with spiral hoses,hose fitting series number is 87692-xx-xx.


**70011**
**公制铰接体**  
**METRIC BANJO DIN 7642**

代号 PART NO.	螺栓 BOLT	软管 HOSE BORE		尺寸 DIMENSIONS			
		公称内径 DN	标号 DASH	A	d	D	H
70011-10-03	M10X1	5	03	14.5	10.1	17	10
70011-10-04	M10X1	6	04	17	10.1	17	10
70011-12-04	M12X1.5	6	04	20.5	12.1	20	12
70011-12-05	M12X1.5	8	05	20.5	12.1	20	12
70011-12-06	M12X1.5	10	06	20.5	12.1	20	12
70011-14-04	M14X1.5	6	04	21	14.1	24	14
70011-14-05	M14X1.5	8	05	21	14.1	24	14
70011-14-06	M14X1.5	10	06	21	14.1	24	14
70011-16-04	M16X1.5	6	04	20.5	16.1	28	16
70011-16-05	M16X1.5	8	05	20.5	16.1	28	16
70011-16-06	M16X1.5	10	06	20.5	16.1	28	16
70011-18-04	M18X1.5	6	04	23	18.1	32	20
70011-18-05	M18X1.5	8	05	24	18.1	32	20
70011-18-06	M18X1.5	10	06	24	18.1	32	20
70011-18-08	M18X1.5	12	08	24.5	18.1	32	20
70011-22-06	M22X1.5	10	06	28.1	22.1	39	25
70011-22-08	M22X1.5	12	08	28.5	22.1	39	25
70011-22-10	M22X1.5	16	10	28	22.1	39	25
70011-26-12	M26X1.5	20	12	32.5	26.1	46	30
70011-30-16	M30X1.5	25	16	37	30.1	54	36
70011-30-20	M30X1.5	32	20	40	30.1	54	36

注：1.表中代号用于编织软管。 2.如需用于缠绕软管代号改为70012-xx-xx。  
 Note: 1.For use with braided hoses. 2.If use with spiral hoses,hose fitting series number is 70012-xx-xx.

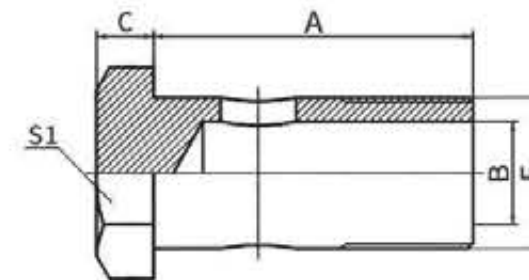

**72011**
**英制铰接体  
BSPP BANJO**

**720B**
**英制铰接螺栓  
BSPP BOLT**

代号 PART NO.	螺纹 E THREAD E	软管 HOSE BORE		尺寸 DIMENSIONS			
		公称内径 DN	标号 DASH	A	d	D	H
72011-02-03	G1/8"X28	5	03	18	9.9	22	16
72011-02-04	G1/8"X28	6	04	18.5	9.9	22	16
72011-04-03	G1/4"X19	5	03	19	13.3	24	15
72011-04-04	G1/4"X19	6	04	19.5	13.3	24	15
72011-04-05	G1/4"X19	8	05	19.5	13.3	24	15
72011-04-06	G1/4"X19	10	06	19.5	13.3	24	15
72011-06-04	G3/8"X19	6	04	22	16.7	29	20
72011-06-05	G3/8"X19	8	05	22	16.7	29	20
72011-06-06	G3/8"X19	10	06	22	16.7	29	20
72011-06-08	G3/8"X19	12	08	23	16.7	29	20
72011-08-05	G1/2"X14	8	05	27.5	21	38	25
72011-08-06	G1/2"X14	10	06	27.5	21	38	25
72011-08-08	G1/2"X14	12	08	28	21	38	25
72011-08-10	G1/2"X14	16	10	29	21	38	25
72011-10-10	G5/8"X14	16	10	28	23	40	27
72011-12-10	G3/4"X14	16	10	32	26.5	48	31
72011-12-12	G3/4"X14	20	12	32	26.5	48	31
72011-16-08	G1"X11	12	08	40	33.3	60	42
72011-16-12	G1"X11	20	12	40	33.3	60	42
72011-16-16	G1"X11	25	16	41	33.3	60	42

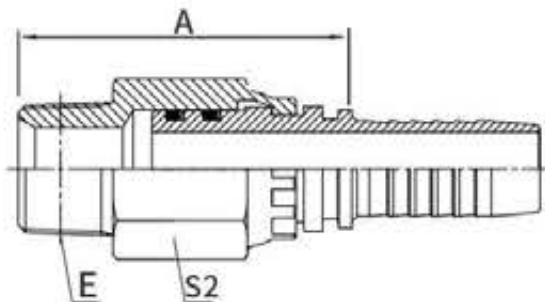
 注：1.表中代号用于编织软管。  
 Note: 1.For use with braided hoses.

 2.如需用于缠绕软管代号改为72012-xx-xx。  
 2.If use with spiral hoses,hose fitting series number is 72012-xx-xx.

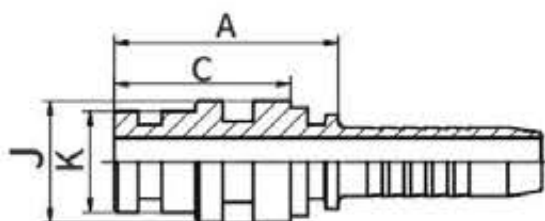
代号 PART NO.	螺纹 E THREAD E	尺寸 DIMENSIONS			
		A	B	C	S1
720B-02	G1/8"X28	29.5	4.8	4.8	14
720B-04	G1/4"X19	28.5	6	6	19
720B-06	G3/8"X19	38.5	9	7	22
720B-08	G1/2"X14	44	13	8.5	27
720B-10	G5/8"X14	48.5	15	10	30
720B-12	G3/4"X14	56	18	10	32
720B-16	G1"X11	68.5	22	13	41


**700M**
**公制铰接螺栓  
METRIC BOLT DIN 7643**

代号 PART NO.	螺纹 E THREAD E	软管 HOSE BORE		尺寸 DIMENSIONS			
		公称内径 DN	标号 DASH	A	B	C	S1
700M-10	M10X1			19	5.5	6	14
700M-12	M12X1.5			24	7	6	17
700M-14	M14X1.5			26	9	6	19
700M-16	M16X1.5			28	11	6	22
700M-18	M18X1.5			32	13	6	24
700M-22	M22X1.5			39	16	7	27
700M-26	M26X1.5			45	20	7	32
700M-30	M30X1.5			51	24	7	36

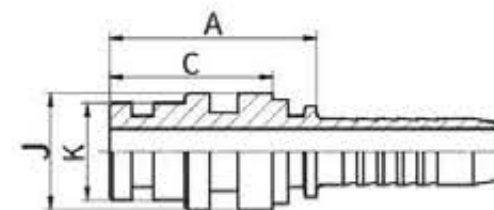

**15611SW**
**布锥管旋转外螺纹  
NPT SWIVELMALE**

代号 PART NO.	螺纹 E THREAD E	软管 HOSE BORE		尺寸 DIMENSIONS	
		公称内径 DN	标号 DASH	A	S2
15611SW-04	Z1/4"X18	6	04	56	19
15611SW-06	Z3/8"X18	10	06	60	22
15611SW-08	Z1/2"X14	12	08	66	27
15611SW-12	Z3/4"X14	20	12	68.4	32


**60011**
**煤炭部标准矿用接头  
MT STAPLE-LOK MALE**

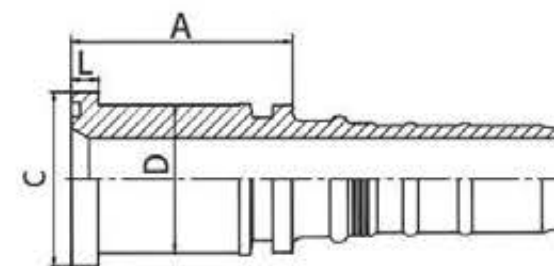
代号 PART NO.	胶管 HOSE BORE	公称内径 DN	标号 DASH	尺寸 DIMENSIONS			
				A	C	J	K
60011-04-04	6	04		31	25	15	11
60011-05-05	8	05		33.5	26	18	13
60011-06-06	10	06		33	26	18	15
60011-08-06	10	06		33.5	26	22	18
60011-08-08	12	08		34	26	22	18
60011-10-10	16	10		38.5	30	25	20
60011-12-12	20	12		40.5	31	28	24
60011-16-14	22	14		41	31	35	30
60011-16-16	25	16		41	31	35	30

注：1.表中代号用于编织软管。 2.如需用于缠绕软管代号改为60012-xx-xx。  
 Note: 1.For use with braided hoses. 2.If use with spiral hoses,hose fitting series number is 60012-xx-xx.

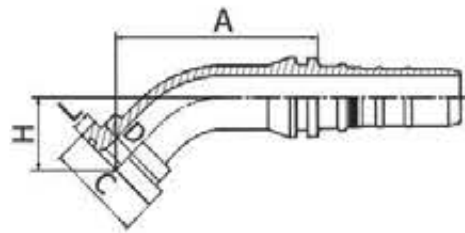

**67011**
**SAE标准矿用接头  
SAE STAPLELOK MALE SAE J1467**

代号 PART NO.	软管 公称内径 DN	HOSE BORE 标号 DASH	O形圈 O-RING	尺寸 DIMENSIONS			
				A	C	J	K
67011-04-04	6	04	O06.0X2.0	34	28	14.9	9.9
67011-06-06	10	06	O10.0X2.0	35	28	19.9	13.9
67011-08-08	12	08	O13.0X2.5	36	28	23.9	17.9
67011-12-12	20	12	O19.0X2.5	37.5	28	28.9	23.9
67011-16-16	25	16	O25.0X2.5	44	33	38.8	30.9
67011-20-20	32	20	O33.0X2.5	44	33	45.9	37.9
67011-24-24	40	24	O40.0X3.0	47.5	36.3	54.9	46.9
67011-32-32	50	32	O50.0X3.0	47.5	36.3	63.9	55.9

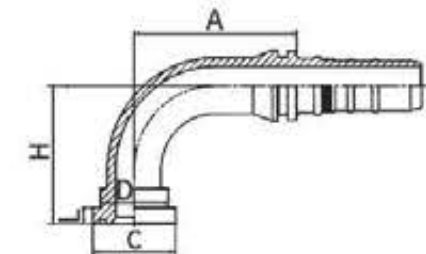
注：1.表中代号用于编织软管。 2.如需用于缠绕软管代号改为67012-xx-xx。  
 Note: 1.For use with braided hoses. 2.If use with spiral hoses,hose fitting series number is 67012-xx-xx.


**87313**
**SAE法兰3000 PSI  
SAE FLANGE 3000 PSI  
ISO 12151-3—SAEJ516**

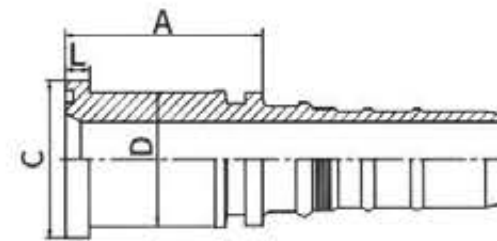
代号 PART NO.	法兰型号 FLANGE SIZE	软管 HOSE BORE 公称内径 DN	标号 DASH	尺寸 DIMENSIONS			
				A	C	D	L
87313-12-12	3/4"	20	12	50	38.1	31.7	6.73
87313-16-12	1"	20	12	54	44.4	38	8
87313-16-16	1"	25	16	54.4	44.4	38	8
87313-20-16	1.1/4"	25	16	59.4	50.8	43	8
87313-20-20	1.1/4"	32	20	65.8	50.8	43	8
87313-24-20	1.1/2"	32	20	71.8	60.3	50	8
87313-24-24	1.1/2"	40	24	72.2	60.3	50	8
87313-32-24	2"	40	24	74.2	71.4	62	9.53
87313-32-32	2"	50	32	78.5	71.4	62	9.53


**87343**
**45° SAE法兰3000 PSI**  
**45° SAE FLANGE 3000 PSI**  
**ISO12151.3-SAEJ516**

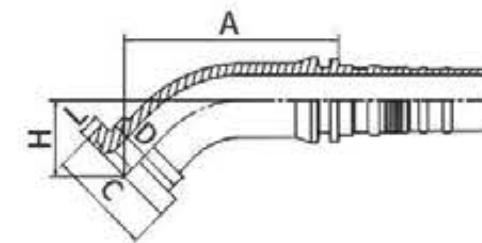
代号 PART NO.	法兰型号 FLANGE SIZE	软管 HOSE BORE		尺寸 DIMENSIONS				
		公称内径 DN	标号 DASH	A	C	D	H	L
87343-12-12	3/4"	20	12	85.8	38.1	31.7	28.9	7
87393-16-12	1"	20	12	85.8	44.4	38	28.9	8
87343-16-16	1"	25	16	96.1	44.4	38	29.7	8
87343-20-16	1.1/4"	25	16	96.1	50.8	43	29.7	8
87343-20-20	1.1/4"	32	20	108.8	50.8	43	33.8	8
87343-24-20	1.1/2"	32	20	110.2	60.3	50	35.2	8
87343-24-24	1.1/2"	40	24	123.7	60.3	50	39.1	8
87343-32-24	2"	40	24	123.7	71.4	62	39.1	9.53
87343-32-32	2"	50	32	148.3	71.4	62	46.3	9.53


**87393**
**90° SAE法兰3000 PSI**  
**90° SAE FLANGE 3000 PSI**  
**ISO12151.3-SAEJ516**

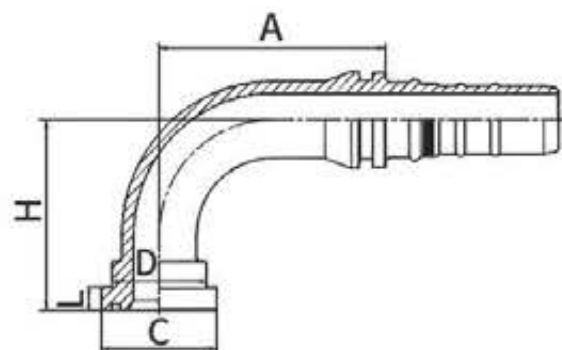
代号 PART NO.	法兰型号 FLANGE SIZE	胶管 HOSE BORE		尺寸 DIMENSIONS				
		公称内径 DN	标号 DASH	A	C	D	H	L
87393-12-12	3/4"	20	12	75	38.1	31.7	62	7
87393-16-12	1"	20	12	75	44.4	38	62	8
87393-16-16	1"	25	16	88.9	44.4	38	67.5	8
87393-20-16	1.1/4"	25	16	88.9	50.8	43	67.5	8
87393-20-20	1.1/4"	32	20	105.8	50.8	43	78.5	8
87393-24-20	1.1/2"	32	20	105.8	60.3	50	80.5	8
87393-24-24	1.1/2"	40	24	123.2	60.3	50	94	8
87393-32-24	2"	40	24	123.2	71.4	62	94	9.53
87393-32-32	2"	50	32	150.3	71.4	62	114.3	9.53


**87613**
**SAE法兰6000 PSI**  
**SAE FLANGE 6000 PSI**  
**ISO 12151-3—SAEJ516**

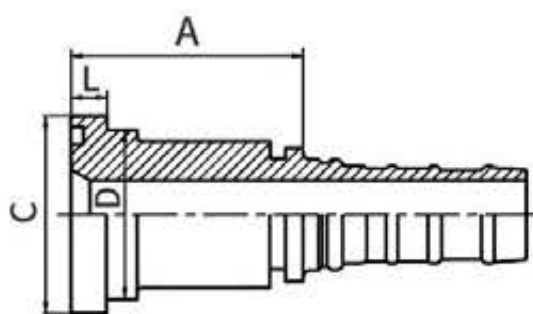
代号 PART NO.	法兰型号 FLANGE SIZE	软管 HOSE BORE		尺寸 DIMENSIONS			
		公称内径 DN	标号 DASH	A	C	D	L
87613-12-12	3/4"	20	12	53	41.3	32	8.76
87613-16-12	1"	20	12	58	47.6	38	9.53
87613-16-16	1"	25	16	59.4	47.6	38	9.53
87613-20-16	1.1/4"	25	16	67.4	54	44	10.29
87613-20-20	1.1/4"	32	20	69.8	54	44	10.29
87613-20-24	1.1/4"	40	24	74.7	54	44	10.29
87613-24-20	1.1/2"	32	20	78.8	63.5	51	12.57
87613-24-24	1.1/2"	40	24	78.7	63.5	51	12.57
87613-32-24	2"	40	24	91.2	79.4	67	12.57
87613-32-32	2"	50	32	91	79.4	67	12.57


**87643**
**45° SAE法兰6000 PSI**  
**45° SAE FLANGE 6000 PSI**  
**ISO12151.3-SAEJ516**

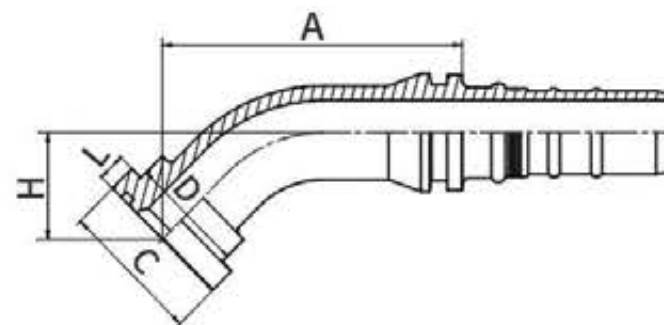
代号 PART NO.	法兰型号 FLANGE SIZE	软管 HOSE BORE		尺寸 DIMENSIONS				
		公称内径 DN	标号 DASH	A	C	D	H	L
87643-12-12	3/4"	20	12	88.7	41.3	32	31.8	8.76
87643-16-12	1"	20	12	90.8	47.6	38	33.2	9.53
87643-16-16	1"	25	16	101.1	47.6	38	34.7	9.53
87643-20-16	1.1/4"	25	16	103.9	54	44	37.5	10.29
87643-20-20	1.1/4"	32	20	116.6	54	44	41.5	10.29
87643-24-20	1.1/2"	32	20	120.1	63.5	51	45.1	12.57
87643-24-24	1.1/2"	40	24	134.6	63.5	51	49	12.57
87643-32-24	2"	40	24	140.2	79.4	67	54.7	12.57
87643-32-32	2"	50	32	163.3	79.4	67	61.9	12.57


**87693**
**90° SAE法兰6000 PSI**  
**90° SAE FLANGE 6000 PSI**  
**ISO12151.3-SAEJ516**

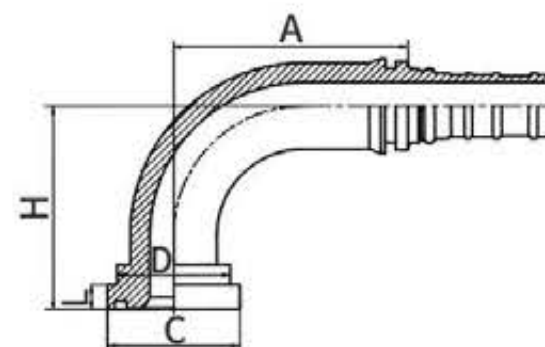
代号 PART NO.	法兰型号 FLANGE SIZE	软管 HOSE BORE		尺寸 DIMENSIONS				
		公称内径 DN	标号 DASH	A	C	D	H	L
87693-12-12	3/4"	20	12	75	41.3	32	66	8.76
87693-16-12	1"	20	12	75	47.6	38	68	9.53
87693-16-16	1"	25	16	88.9	47.6	38	73.5	9.53
87693-20-16	1.1/4"	25	16	88.9	54	44	78.5	10.29
87693-20-20	1.1/4"	32	20	105.8	54	44	86.5	10.29
87693-24-20	1.1/2"	32	20	105.8	63.5	51	89.5	12.57
87693-24-24	1.1/2"	40	24	124.2	63.5	51	103	12.57
87693-32-24	2"	40	24	124.2	79.4	67	103	12.57
87693-32-32	2"	50	32	150.3	79.4	67	123.3	12.57


**87913**
**SAE法兰9000 PSI**  
**SAE FLANGE 9000 PSI**

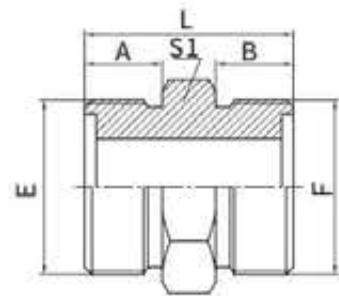
代号 PART NO.	法兰型号 FLANGE SIZE	软管 HOSE BORE		尺寸 DIMENSIONS				
		公称内径 DN	标号 DASH	A	C	D	L	
87913-12-12	3/4"	20	12	58.5	41.3	32	14.3	
87913-16-12	1"	20	12	63	47.6	38	14.3	
87913-16-16	1"	25	16	64.4	47.6	38	14.3	
87913-20-16	1.1/4"	25	16	66.8	54	43	14.3	
87913-20-20	1.1/4"	32	20	73.8	54	43	14.3	
87913-24-20	1.1/2"	32	20	80.6	63.5	51	14.3	
87913-24-24	1.1/2"	40	24	80.7	63.5	51	14.3	


**87943**
**45° SAE法兰9000 PSI**  
**45° SAE FLANGE 9000 PSI**

代号 PART NO.	法兰型号 FLANGE SIZE	胶管 HOSE BORE		尺寸 DIMENSIONS				
		公称内径 DN	标号 DASH	A	C	D	H	L
87943-12-12	3/4"	20	12	92.6	41.3	32	35.6	14.3
87943-16-12	1"	20	12	93.7	47.6	38	36.7	14.3
87943-16-16	1"	25	16	103.9	47.6	38	37.5	14.3
87943-20-16	1.1/4"	25	16	104.6	54	43	38.2	14.3
87943-20-20	1.1/4"	32	20	117.3	54	43	42.3	14.3
87943-24-20	1.1/2"	32	20	118	63.5	51	43	14.3
87943-24-24	1.1/2"	40	24	132.5	63.5	51	46.9	14.3


**87993**
**90° SAE法兰9000 PSI**  
**90° SAE FLANGE 9000 PSI**

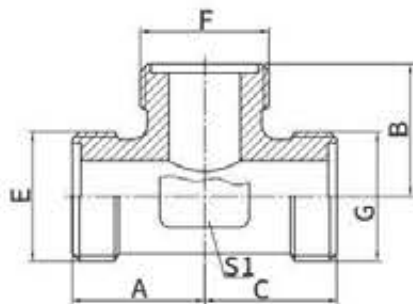
代号 PART NO.	法兰型号 FLANGE SIZE	胶管 HOSE BORE		尺寸 DIMENSIONS				
		公称内径 DN	标号 DASH	A	C	D	H	L
87993-12-12	3/4"	20	12	75	41.3	32	71.5	14.3
87993-16-12	1"	20	12	75	47.6	38	73	14.3
87993-16-16	1"	25	16	88.9	47.6	38	78.5	14.3
87993-20-16	1.1/4"	25	16	88.9	54	43	79.5	14.3
87993-20-20	1.1/4"	32	20	105.8	54	43	90.5	14.3
87993-24-20	1.1/2"	32	20	105.8	63.5	51	91.5	14.3
87993-24-24	1.1/2"	40	24	124.2	63.5	51	105	14.3


**1E**
**公制外螺纹O形圈平面密封  
METRIC MALE O-RING**

代号 PART NO.	螺纹 THREAD	O形圈 O-RING	尺寸 DIMENSIONS			
	E、F端	E、F端	A	B	L	S1
1E-12	M12X1.25	8X1.9	11	11	28	14
1E-14	M14X1.5	10X1.9	11	11	28	17
1E-16	M16X1.5	11X1.9	11	11	28	17
1E-18	M18X1.5	13X1.9	11	11	28	19
1E-22	M22X1.5	16X2.4	12	12	32	24
1E-27	M27X1.5	20X2.4	13	13	36	30
1E-30	M30X1.5	24X2.4	14	14	39	32
1E-36	M36X2	30X3.1	16	16	43	38
1E-39	M39X2	32X3.1	18	18	49	41
1E-42	M42X2	35X3.1	20	20	53	46
1E-45	M45X2	38X3.1	21	21	55	46
1E-52	M52X2	40X3.1	22	22	59	55
1E-60	M60X2	45X3.1	24	24	65	65
1E-64	M64X2	50X3.1	27	27	71	70

注：O形圈参数为外径与线径。

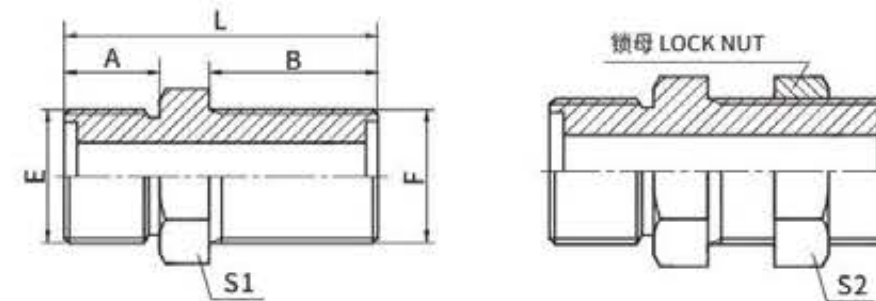
Note: The parameter of O-Ring is ring outside diameter and ring width.


**AE**
**公制外螺纹O形圈平面密封三通接头  
METRIC MALE O-RING TEE**

代号 PART NO.	螺纹 THREAD	O形圈 O-RING	尺寸 DIMENSIONS			
	E、F、G	E、F、G端	A	B	C	S1
AE-14	M14X1.5	10X1.9	22.5	22.5	22.5	14
AE-16	M16X1.5	11X1.9	24	24	24	17
AE-18	M18X1.5	13X1.9	26	26	26	19
AE-22	M22X1.5	16X2.4	29	29	29	22
AE-27	M27X1.5	20X2.4	32.5	32.5	32.5	27
AE-30	M30X1.5	24X2.4	35.5	35.5	35.5	30
AE-36	M36X2	30X3.1	37	37	37	32
AE-39	M39X2	32X3.1	47.5	47.5	47.5	41
AE-42	M42X2	35X3.1	49.5	49.5	49.5	41
AE-45	M45X2	38X3.1	52.5	52.5	52.5	46
AE-52	M52X2	40X3.1	57	57	57	50

注：O形圈参数为外径与线径。

Note: The parameter of O-Ring is ring outside diameter and ring width.


**6E**
**6E-LN**
**公制外螺纹O形圈平面密封过板接头  
METRIC MALE O-RING BULKHEAD**

代号 PART NO.	螺纹 THREAD		O形圈 O-RING		尺寸 DIMENSIONS				
	E	F	E端	F端	A	B	L	S1	S2
6E-12	M12X1.25	M12X1.25	8X1.9	8X1.9	11	31.5	47.5	17	17
6E-14	M14X1.5	M14X1.5	10X1.9	10X1.9	11	32.5	49.5	19	19
6E-16	M16X1.5	M16X1.5	11X1.9	11X1.9	11	32.5	51.5	22	22
6E-18	M18X1.5	M18X1.5	13X1.9	13X1.9	11	33	52	24	24
6E-22	M22X1.5	M22X1.5	16X2.4	16X2.4	12	35.5	58	27	30
6E-27	M27X1.5	M27X1.5	20X2.4	20X2.4	13	37	61	32	36
6E-30	M30X1.5	M30X1.5	24X2.4	24X2.4	14	38	63	36	41
6E-36	M36X2	M36X2	30X3.1	30X3.1	16	42	71	41	46
6E-39	M39X2	M39X2	32X3.1	32X3.1	18	44	75	46	50
6E-42	M42X2	M42X2	35X3.1	35X3.1	20	46	81	50	50
6E-45	M45X2	M45X2	38X3.1	38X3.1	21	46	81	55	55
6E-52	M52X2	M52X2	40X3.1	40X3.1	22	49	86	60	65

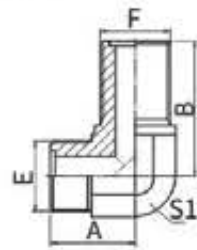
注：1 O形圈参数为外径与线径。

2 如需带锁母订货, 则请在代号后加LN, 如6E-30LN, 锁母代号为8C。

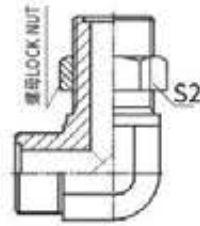
Note: 1 The parameter of O-Ring is ring outside diameter and ring width.

2 In case if you are interested to order the adaptor with lock nut, please insert suffix "LN" after our part no. for example 6E-30LN, The lock nut no. is 8C.





6E9

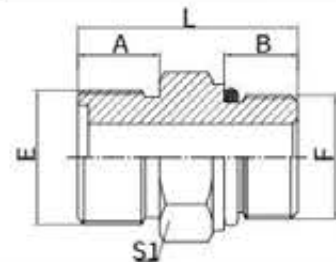


6E9-LN

90° 公制外螺纹O形圈平面密封过板接头  
90° METRIC MALE O-RING BULKHEAD

代号 PART NO.	螺纹 THREAD		O形圈 O-RING		尺寸 DIMENSIONS				
	E	F	E端	F端	A	B	S1	S2	
6E9-12	M12X1.25	M12X1.25	8X1.9	8X1.9	20.5	44.5	12	17	
6E9-14	M14X1.5	M14X1.5	10X1.9	10X1.9	22.5	46.5	14	19	
6E9-16	M16X1.5	M16X1.5	11X1.9	11X1.9	24	48	17	22	
6E9-18	M18X1.5	M18X1.5	13X1.9	13X1.9	26	50	19	24	
6E9-22	M22X1.5	M22X1.5	16X2.4	16X2.4	29	54	22	30	
6E9-27	M27X1.5	M27X1.5	20X2.4	20X2.4	32.5	58.5	27	36	
6E9-30	M30X1.5	M30X1.5	24X2.4	24X2.4	35.5	61.5	30	41	
6E9-36	M36X2	M36X2	30X3.1	30X3.1	42	71	36	46	
6E9-39	M39X2	M39X2	32X3.1	32X3.1	47.5	76	41	50	
6E9-42	M42X2	M42X2	35X3.1	35X3.1	49.5	78	41	50	
6E9-45	M45X2	M45X2	38X3.1	38X3.1	52.5	81	46	55	
6E9-52	M52X2	M52X2	40X3.1	40X3.1	57	86	50	65	

注: 1 O形圈参数为外径与线径。2 如需带锁母订货, 则在代号后加LN, 如6E-30LN, 锁母代号为8C。  
Note: 1 The parameter of O-Ring is ring outside diameter and ring width. 2 In case if you are interested to order the adapter with lock nut, please insert suffix "LN" after our part no. for example 6E-30LN, The lock nut no. is 8C.

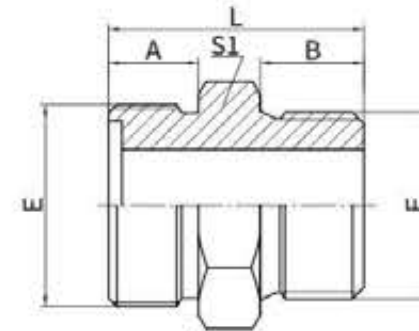


1EH

公制外螺纹O形圈平面密封/公制外螺纹ISO 6149-2  
METRIC MALE O-RING/METIRC MALE ISO 6149-2

代号 PART NO.	螺纹 THREAD		O形圈 O-RING		尺寸 DIMENSIONS			
	E	F	E端	F端	A	B	L	S1
1EH-12-10	M12X1.25	M10X1	8X1.9	O08.1X1.6	11	8.5	26.5	14
1EH-14-12	M14X1.5	M12X1.5	10X1.9	O09.3X2.4	11	11	28	17
1EH-16-14	M16X1.5	M14X1.5	11X1.9	O11.3X2.4	11	11	28	19
1EH-18-16	M18X1.5	M16X1.5	13X1.9	O13.3X2.4	11	11.5	31.5	22
1EH-22-18	M22X1.5	M18X1.5	16X2.4	O15.3X2.4	12	12.5	34.5	24
1EH-30-27	M30X1.5	M27X2	24X2.4	O23.5X3.0	14	18.5	43.5	32
1EH-36-33	M36X2	M33X2	30X3.1	O29.2X3.0	16	18.5	47.5	41
1EH-39-33	M39X2	M33X2	32X3.1	O29.2X3.0	18	18.5	49.5	41
1EH-42	M42X2	M42X2	35X3.1	O38.5X3.0	20	19	54	50
1EH-45-42	M45X2	M42X2	38X3.1	O38.5X3.0	21	19	54	50
1EH-52-48	M52X2	M48X2	40X3.1	O44.5X3.0	22	21.5	58.5	55

注: 1 E端O形圈参数为外径与线径。 2 F端与ISO6149-1油口相配。  
Note: 1 The parameters of Eend O-Ring are ring outside diameter and ring width. 2 F end is fit for ISO 6149-1 port

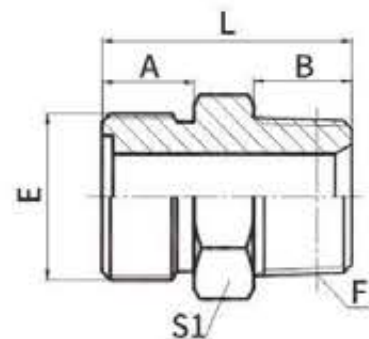


1EL

公制外螺纹O形圈平面密封/公制外螺纹组合垫圈  
METRIC MALE O-RING/METRIC  
MALE WITH BONDED SEAL

代号 PART NO.	螺纹 THREAD		密封圈 SEAL		尺寸 DIMENSIONS			
	E	F	E端	F端	A	B	L	S1
1EL-14	M14X1.5	M14X1.5	10X1.9	ZHD-14	11	12	30.5	19
1EL-14-16	M14X1.5	M16X1.5	10X1.9	ZHD-16	11	12	31	22
1EL-14-18	M14X1.5	M18X1.5	10X1.9	ZHD-18	11	12	32.5	24
1EL-14-22	M14X1.5	M22X1.5	10X1.9	ZHD-22	11	14	36.5	27
1EL-16-14	M16X1.5	M14X1.5	11X1.9	ZHD-14	11	12	29	19
1EL-16-18	M16X1.5	M18X1.5	11X1.9	ZHD-16	11	12	31	24
1EL-27-22	M27X1.5	M22X1.5	20X2.4	ZHD-22	13	14	38.5	30
1EL-27-33	M27X1.5	M33X2	20X2.4	ZHD-33	13	18	44	41
1EL-30-18	M30X1.5	M18X1.5	24X2.4	ZHD-18	14	12	38.5	32
1EL-30-27	M30X1.5	M27X2	24X2.4	ZHD-27	14	16	41	34
1EL-36-33	M36X2	M33X2	30X3.1	ZHD-33	16	18	49	41
1EL-36-48	M36X2	M48X2	30X3.1	ZHD-48	16	22	53	60
1EL-45-42	M45X2	M42X2	38X3.1	ZHD-42	21	20	56	50
1EL-52-48	M52X2	M48X2	40X3.1	ZHD-48	22	22	61	60
1EL-64-60	M64X2	M60X2	55X3.1	ZHD-60	26	24	68	70
1EL-72-60	M72X2	M60X2	60X3.1	ZHD-60	28	24	72	75

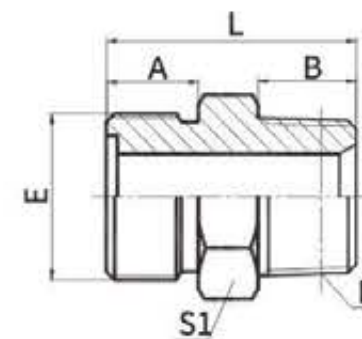
注: E端O形圈参数为外径与线径。 F端组合垫圈见P294页。  
Note: The parameters of E end O-ring are ring outside diameter and ring width. The bonded seal size of F end see page P294.


**1EN**
**公制外螺纹O形圈 / 布锥管外螺纹  
 METRIC MALE O-RING / NPT MALE**

代号 PART NO.	螺纹 THREAD		O形圈 O-RING E端	尺寸 DIMENSIONS			
	E	F		A	B	L	S1
1EN-14-04	M14X1.5	Z1/4"X18	10X1.9	11	15	31	17
1EN-14-06	M14X1.5	Z3/8"X18	10X1.9	11	16	33	19
1EN-16-04	M16X1.5	Z1/4"X18	11X1.9	11	15	32	17
1EN-16-06	M16X1.5	Z3/8"X18	11X1.9	11	16	33	19
1EN-16-08	M16X1.5	Z1/2"X14	11X1.9	11	19.5	38.5	22
1EN-18-06	M18X1.5	Z3/8"X18	13X1.9	11	16	33	19
1EN-18-08	M18X1.5	Z1/2"X14	13X1.9	11	19.5	38.5	22
1EN-22-08	M22X1.5	Z1/2"X14	16X2.4	12	19.5	39.5	24
1EN-22-12	M22X1.5	Z3/4"X14	16X2.4	12	19.5	41.5	27
1EN-27-08	M27X1.5	Z1/2"X14	20X2.4	13	19.5	42.5	30
1EN-27-12	M27X1.5	Z3/4"X14	20X2.4	13	19.5	42.5	30
1EN-30-12	M30X1.5	Z3/4"X14	24X2.4	14	19.5	44.5	32
1EN-36-12	M36X2	Z3/4"X14	30X3.1	16	19.5	46.5	38
1EN-36-16	M36X2	Z1"X11.5	30X3.1	16	25.5	52.5	38
1EN-39-16	M39X2	Z1"X11.5	32X3.1	18	25.5	56.5	41
1EN-39-20	M39X2	Z1.1/4"X11.5	32X3.1	18	26.5	57.5	46
1EN-42-16	M42X2	Z1"X11.5	35X3.1	20	25.5	58.5	46
1EN-42-20	M42X2	Z1.1/4"X11.5	35X3.1	20	26.5	59.5	46
1EN-45-20	M45X2	Z1.1/4"X11.5	38X3.1	21	26.5	60.5	46
1EN-52-20	M52X2	Z1.1/4"X11.5	40X3.1	22	26.5	63.5	55
1EN-60-24	M60X2	Z1.1/2"X11.5	45X3.1	24	27.5	68.5	65

注: E端O形圈参数为外径与线径。

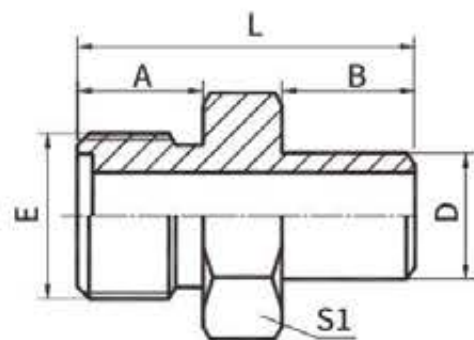
Note: The parameter of E end O-Ring is ring outside diameter and ring width.


**1ET-SP**
**公制外螺纹O形圈 / 英锥管外螺纹  
 METRIC MALE O-RING / BSPT MALE**

代号 PART NO.	螺纹 THREAD		O形圈 O-RING E端	尺寸 DIMENSIONS			
	E	F		A	B	L	S1
1ET-14-04SP	M14X1.5	R1/4"X19	10X1.9	11	14.5	31.5	14
1ET-14-06SP	M14X1.5	R3/8"X19	10X1.9	11	15	32	17
1ET-16-04SP	M16X1.5	R1/4"X19	11X1.9	11	14.5	31.5	17
1ET-16-06SP	M16X1.5	R3/8"X19	11X1.9	11	15	32	17
1ET-18-06SP	M18X1.5	R3/8"X19	13X1.9	11	15	32	19
1ET-22-08SP	M22X1.5	R1/2"X14	16X2.4	12	20	40	24
1ET-22-12SP	M22X1.5	R3/4"X14	16X2.4	12	20	40	27
1ET-27-08SP	M27X1.5	R1/2"X14	20X2.4	13	20	43	30
1ET-27-12SP	M27X1.5	R3/4"X14	20X2.4	13	20	43	30
1ET-30-12SP	M30X1.5	R3/4"X14	24X2.4	14	20	45	32
1ET-36-12SP	M36X2	R3/4"X14	30X3.1	16	20	47	38
1ET-36-16SP	M36X2	R1"X11	30X3.1	16	25.5	52.5	38
1ET-39-16SP	M39X2	R1"X11	32X3.1	18	25.5	56.5	41
1ET-39-20SP	M39X2	R1.1/4"X11	32X3.1	18	26.5	57.5	46
1ET-42-20SP	M42X2	R1.1/4"X11	35X3.1	20	26.5	59.5	46
1ET-45-20SP	M45X2	R1.1/4"X11	38X3.1	21	26.5	60.5	46
1ET-52-24SP	M52X2	R1.1/2"X11	40X3.1	22	26.5	63.5	55

注: E端O形圈参数为外径与线径。

Note: The parameter of E end O-Ring is ring outside diameter and ring width.



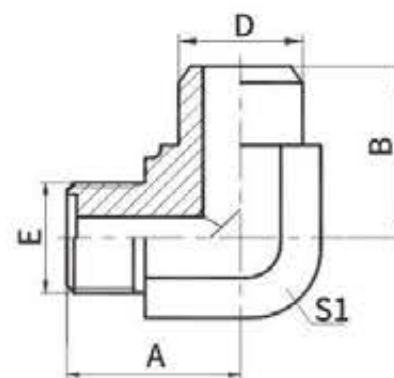
**1EW**

公制外螺纹O形圈平面密封 / 焊接管  
METRIC MALE O-RING / BUTT-WELD TUBE

代号 PART NO.	螺纹 THREAD E	管子直径 TUBE O.D.	O形圈 O-RING		尺寸 DIMENSIONS				
			E端		A	B	D	L	S1
1EW-12-06	M12X1.25	6	8X1.9		11	8	6	24	14
1EW-14-08	M14X1.5	8	10X1.9		11	8	8	25	17
1EW-16-10	M16X1.5	10	11X1.9		11	8	10	25	17
1EW-18-12	M18X1.5	12	13X1.9		11	12	12	29	19
1EW-22-14	M22X1.5	14	16X2.4		12	12	14	32.5	24
1EW-27-18	M27X1.5	18	20X2.4		13	12	18	35	30
1EW-30-22	M30X1.5	22	24X2.4		14	14	22	39	32
1EW-36-28	M36X2	28	30X3.1		16	16	28	43	38
1EW-39-30	M39X2	30	32X3.1		18	16	30	47	41
1EW-42-34	M42X2	34	35X3.1		20	16	34	49	46
1EW-45-38	M45X2	38	38X3.1		21	18	38	51	46
1EW-52-42	M52X2	42	40X3.1		22	18	42	55	55

注: E端O形圈参数为外径与线径。

Note: The parameter of E end O-Ring is ring outside diameter and ring width.



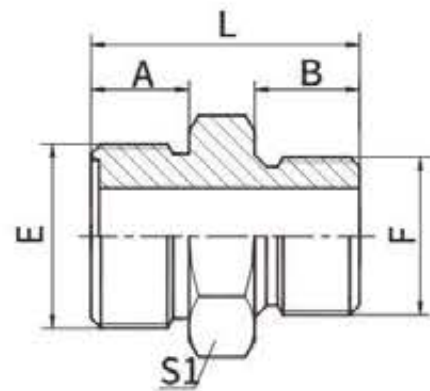
**1EW9**

90° 公制外螺纹O形圈平面密封 / 焊接管  
90° METRIC MALE O-RING / BUTT-WELD TUBE

代号 PART NO.	螺纹 THREAD E	管子直径 TUBE O.D.	O形圈 O-RING		尺寸 DIMENSIONS				
			E端		A	B	D		S1
1EW9-12-06	M12X1.25	6	8X1.9		20.5	16.5	6		12
1EW9-14-08	M14X1.5	8	10X1.9		22.5	17.5	8		14
1EW9-16-10	M16X1.5	10	11X1.9		24	19.5	10		17
1EW9-18-12	M18X1.5	12	13X1.9		26	25	12		19
1EW9-22-14	M22X1.5	14	16X2.4		29	27	14		22
1EW9-27-18	M27X1.5	18	20X2.4		32.5	29.5	18		27
1EW9-30-22	M30X1.5	22	24X2.4		35.5	33.5	22		30
1EW9-36-28	M36X2	28	30X3.1		42	39	28		36
1EW9-39-30	M39X2	30	32X3.1		47.5	43	30		41
1EW9-42-34	M42X2	34	35X3.1		49.5	43	34		41
1EW9-45-38	M45X2	38	38X3.1		52.5	47.5	38		46
1EW9-52-42	M52X2	42	40X3.1		57	50	42		50

注: E端O形圈参数为外径与线径。

Note: The parameter of E end O-Ring is ring outside diameter and ring width.

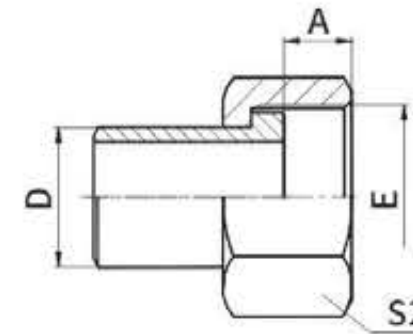


1EZ

公制外螺纹O形圈平面密封/英管螺纹  
组合垫密封DIN 3852-2A型  
METRIC MALE O-RING/BSP  
MALE DIN 3852-2 TYPE A

代号 PART NO.	螺纹 THREAD		密形圈 SEAL		尺寸 DIMENSIONS				
	E	F	E端	F端	A	B	L	S1	
1EZ-14-04	M14X1.5	G1/4"X19	10X1.9	ZHD-14	11	12	29	19	
1EZ-16-04	M16X1.5	G1/4"X19	11X1.9	ZHD-14	11	12	29	19	
1EZ-16-06	M16X1.5	G3/8"X19	11X1.9	ZHD-18	11	12	31	22	
1EZ-18-06	M18X1.5	G3/8"X19	13X1.9	ZHD-18	11	12	31	22	
1EZ-18-08	M18X1.5	G1/2"X14	13X1.9	ZHD-22	11	14	35	30	
1EZ-22-08	M22x1.5	G1/2"X14	16X2.4	ZHD-22	12	14	35	27	
1EZ-27-08	M27X1.5	G1/2"X14	20X2.4	ZHD-22	13	14	37	30	
1EZ-27-12	M27×1.5	G3/4"X14	20X2.4	ZHD-27	13	16	40	32	
1EZ-30-12	M30X1.5	G3/4"X14	24X2.4	ZHD-27	14	16	41	32	
1EZ-30-16	M30X1.5	G1"X11	24X2.4	ZHD-33	14	18	48	41	
1EZ-36-16	M36X2	G1"X11	30X3.1	ZHD-33	16	18	50	41	
1EZ-42-16	M42X2	G1"X11	35X3.1	ZHD-33	20	18	52	46	
1EZ-42-20	M42x2	G1.1/4"X11	35X3.1	ZHD-42	20	18	54	50	
1EZ-52-20	M52X2	G1.1/4"X11	40X3.1	ZHD-42	22	18	56	55	
1EZ-52-24	M52x2	G1.1/2"X11	40X3.1	ZHD-48	22	20	58	60	
1EZ-64-24	M64X2	G1.1/2"X11	55X3.1	ZHD-48	26	20	64	65	
1EZ-64-32	M64X2	G2"X11	55X3.1	ZHD-60	26	24	68	70	
1EZ-72-32	M72X2	G2"X11	60X3.1	ZHD-60	28	24	72	75	

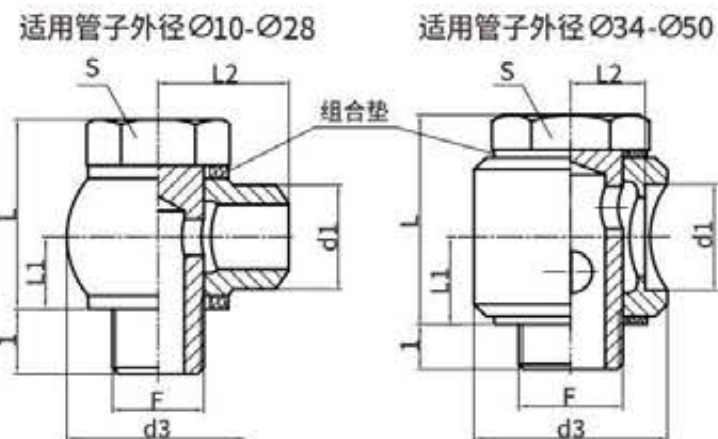
注: E端O形圈参数为外径与线径。F端组合垫见P294页。  
Note: The parameters of E end O-ring are ring outside diameter and ring width. The bonded seal size of F end see page P294.



2WE

焊接管/公制内螺纹O形圈平面密封  
BUTT-WELD TUBE/METRIC FEMALE O-RING

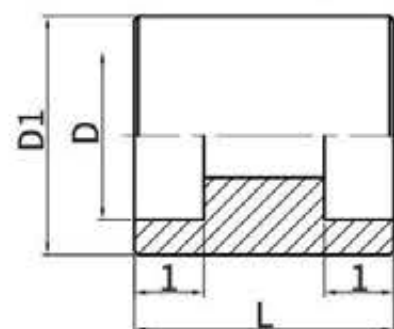
代号 PART NO.	螺纹 THREAD E	管子直径 TUBE O.D.	尺寸 DIMENSIONS		
			A	D	S2
2WE-06-12	M12X1.25	6	8	6	14
2WE-08-14	M14X1.5	8	8.5	8	17
2WE-10-16	M16X1.5	10	8.5	10	19
2WE-12-18	M18X1.5	12	8.5	12	22
2WE-14-22	M22X1.5	16	10	16	27
2WE-22-30	M30X1.5	22	11	22	36
2WE-28-36	M36X2	28	13	28	41
2WE-30-39	M39X2	30	13	30	46
2WE-34-42	M42X2	34	15	34	50
2WE-38-45	M45X2	38	15	38	55
2WE-42-52	M52X2	42	17	42	60
2WE-50-60	M60X2	50	19	50	70
2WE-54-64	M64X2	54	19	54	70
2WE-60-72	M72X2	60	17	60	80



JB978-77

焊接式铰接管接头  
WELDING BANJO TUBE FITTING

代号 PART NO.	螺纹 THREAD		螺管子直径D TUBE O.D.	尺寸 DIMENSIONS						
	F			d1	d3	l	L	L1	L1	S
JB 978.1	M10X1		10	11	22	8	23	8.5	15	17
JB 978.2	M14X1.5		14	16	28	10	29	11	20	19
JB 978.3	M18X1.5		18	19	36	12	34	13	25	24
JB 978.4	M22X1.5		22	22	46	14	43	17	30	30
JB 978.5	M27X2		28	28	56	15	50	20	35	36
JB 978.6	M33X2		34	34.8	64	16	66	27	24	41
JB 978.7	M42X2		42	42.8	78	17	82	34	30	55
JB 978.8	M48X2		50	50.8	90	19	94	38	33	60

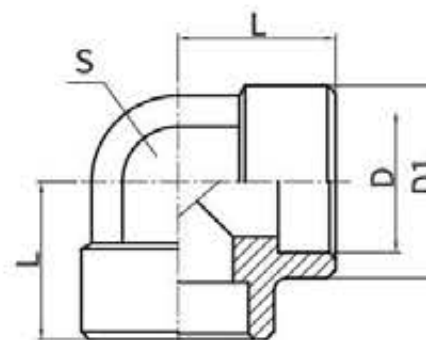


7W

插入式直通焊接头  
PLUG-IN STRAIGHT WELDING FITTING

代号 PART NO.	规格 SPECIFICATION		尺寸 DIMENSIONS			
			D	D1	l	L
7W-02	1/8"		11	18	8	24
7W-04	1/4"		14.3	22	8	26
7W-06	3/8"		17.8	28	10	28
7W-28	1/2"		22.2	32	10	30
7W-12	3/4"		27.7	40	10	34
7W-16	1"		34.5	48	14	42
7W-20	1.1/4"		43.2	60	16	48
7W-24	1.1/2"		49.1	68	18	52
7W-32	2"		61.1	78	20	54

注: D为推荐尺寸, 定货时可根据焊管直径的变动定制。  
Note: D is The recommended size and can be customized according to the variation of welded pipe diameter.

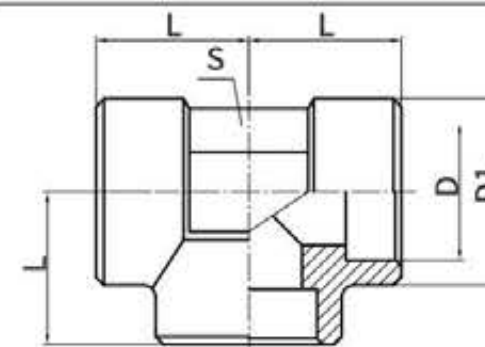


7W9

插入式90° 焊接头  
PLUG-IN 90° ELBOW WELDING FITTING

代号 PART NO.	规格 SPECIFICATION		尺寸 DIMENSIONS			
			D	D1	L	S
7W9-02	1/8"		11	16	18	14
7W9-04	1/4"		14.3	20	21	17
7W9-06	3/8"		17.8	26	27	22
7W9-08	1/2"		22.2	30	29	27
7W9-12	3/4"		27.7	37	34	33
7W9-16	1"		34.5	46	41	41
7W9-20	1.1/4"		43.2	57	50	50
7W9-24	1.1/2"		49.1	61	50	55
7W9-32	2"		61.1	77	61	70

注: D为推荐尺寸, 定货时可根据焊管直径的变动定制。  
Note: D is The recommended size and can be customized according to the variation of welded pipe diameter.

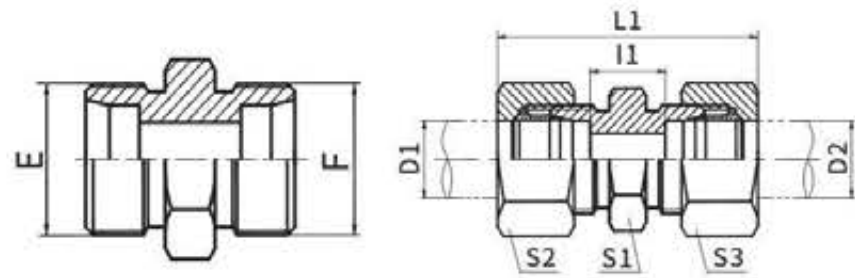


GW

插入式三通焊接头  
PLUG-IN WELDING TEE

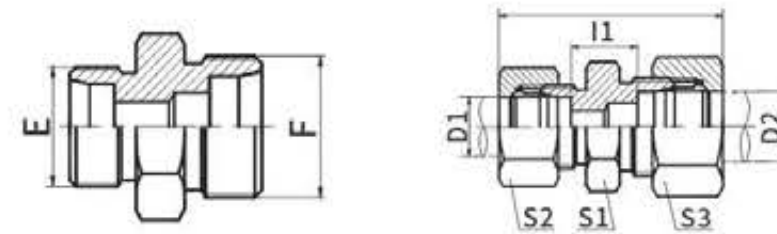
代号 PART NO.	规格 SPECIFICATION		尺寸 DIMENSIONS			
			D	D1	L	S
GW-02	1/8"		11	16	18	14
GW-04	1/4"		14.3	20	21	17
GW-06	3/8"		17.8	25	25	22
GW-08	1/2"		22.2	31	29	27
GW-12	3/4"		27.7	38	33	33
GW-16	1"		34.5	46	39	41
GW-20	1.1/4"		43.2	55	47	50
GW-24	1.1/2"		49.1	64	54	60
GW-32	2"		61.1	76	61	70

注: D为推荐尺寸, 定货时可根据焊管直径的变动定制。  
Note: D is The recommended size and can be customized according to the variation of welded pipe diameter.


**1C  
1D**
**1C-RN  
1D-RN**
**DIN 24° 锥卡套式直通接头  
DIN 24° CONE BITE TYPE  
STRAIGHT ADAPTORS**

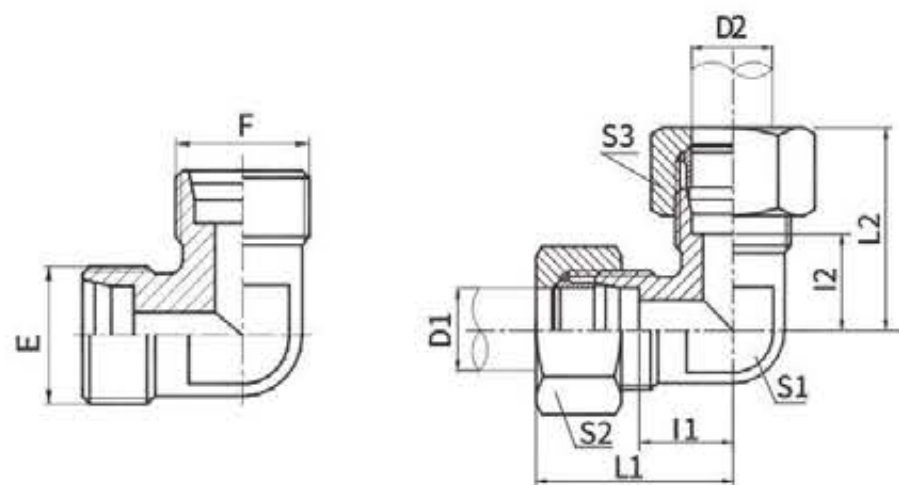
代号 PART NO.	螺纹 THREAD		管子直径 TUBE O.D.		尺寸 DIMENSIONS					压力等级 MPa
	E	F	D1	D2	I1	L1	S1	S2	S3	
1C-08LL	M8X1	M8X1	4	4	12	31	10	10	10	10 特轻系列 LL
1C-10LL	M10X1	M10X1	6	6	9	32	12	12	12	
1C-12LL	M12X1	M12X1	8	8	12	35	12	14	14	
1C-12	M12X1.5	M12X1.5	6	6	10	37	12	14	14	31.5 轻系列 L
1C-14	M14X1.5	M14X1.5	8	8	11	40	14	17	17	
1C-16	M16X1.5	M16X1.5	10	10	13	42	17	19	19	
1C-18	M18X1.5	M18X1.5	12	12	14	43	19	22	22	
1C-22	M22X1.5	M22X1.5	15	15	16	46	24	27	27	
1C-26	M26X1.5	M26X1.5	18	18	16	48	27	32	32	
1C-30	M30X2	M30X2	22	22	20	52	32	36	36	16 轻系列 L
1C-36	M36X2	M36X2	28	28	21	54	41	41	41	
1C-45	M45X2	M45X2	35	35	20	63	46	50	50	
1C-52	M52X2	M52X2	42	42	21	66	55	60	60	
1D-14	M14X1.5	M14X1.5	6	6	16	45	14	17	17	63 重系列 S
1D-16	M16X1.5	M16X1.5	8	8	18	47	17	19	19	
1D-18	M18X1.5	M18X1.5	10	10	17	49	19	22	22	
1D-20	M20X1.5	M20X1.5	12	12	19	51	22	24	24	
1D-22	M22X1.5	M22X1.5	14	14	22	57	24	27	27	
1D-24	M24X1.5	M24X1.5	16	16	21	57	27	30	30	40 重系列 S
1D-30	M30X2	M30X2	20	20	23	66	32	36	36	
1D-36	M36X2	M36X2	25	25	26	74	41	46	46	
1D-42	M42X2	M42X2	30	30	27	80	46	50	50	
1D-52	M52X2	M52X2	38	38	29	90	55	60	60	

注: 如需带卡套及卡套螺母整套订货, 则请在代号后加“RN”, 如1C-30RN。  
 Note: In case if you are interested to order the adapter in complete set with cutting ring and nut, it is necessary to insert suffix "RN" after our part no., for example 1C-30RN.


**1C  
1D**
**1C-RN  
1D-RN**
**直通变径接头  
STRAIGHT REDUCERS**

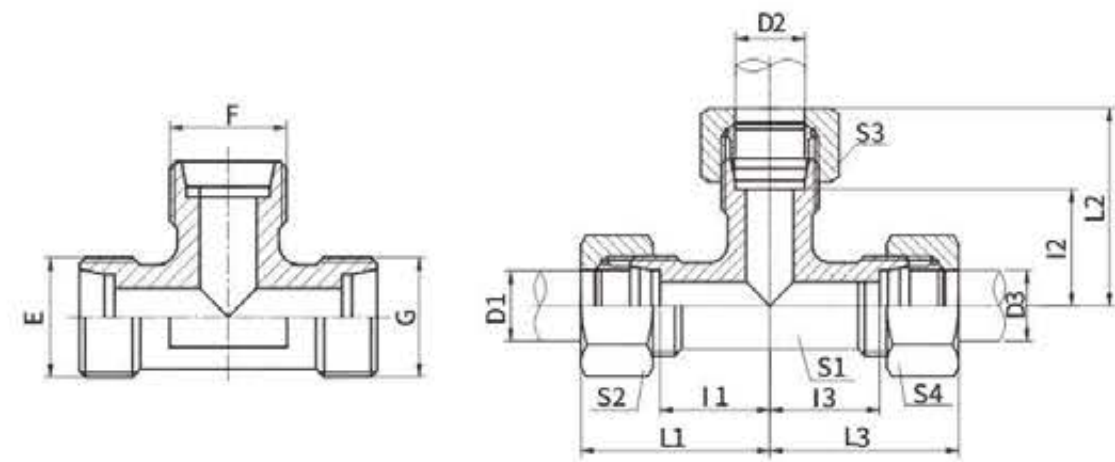
代号 PART NO.	螺纹 THREAD		管子外径 TUBE O.D.		尺寸 DIMENSIONS					压力等级 MPa	
	E	F	D1	D2	L1	I1	S1	S2	S3		
1C-12-14	M12X1.5	M14X1.5	6	8	40	11	14	15	17	轻系列 L	
1C-12-16	M12X1.5	M16X1.5	6	10	41	12	17	15	19		
1C-12-18	M12X1.5	M18X1.5	6	12	42	13	19	15	22		
1C-14-18	M14X1.5	M18X1.5	8	12	42	13	19	17	22		
1C-16-18	M16X1.5	M18X1.5	10	12	43	14	19	19	22		
1C-16-22	M16X1.5	M22X1.5	10	15	44.5	15	24	19	27		
1C-16-26	M16X1.5	M26X1.5	10	18	46	15.5	27	19	32		
1C-18-22	M18X1.5	M22X1.5	12	15	44.5	15	24	22	27		
1C-18-26	M18X1.5	M26X1.5	12	18	46	15.5	27	22	32		
1C-18-30	M18X1.5	M30X2	12	22	48	17.5	32	22	36		
1C-22-26	M22X1.5	M26X1.5	15	18	47.5	16.5	27	27	32		16 轻系列 L
1C-22-30	M22X1.5	M30X2	15	22	49.5	18.5	32	27	36		
1C-26-30	M26X1.5	M30X2	18	22	50	18	32	32	36		
1C-26-36	M26X1.5	M36X2	18	28	51.5	19	41	32	41		
1C-30-36	M30X2	M36X2	22	28	53.5	21	41	36	41		
1C-30-45	M30X2	M45X2	22	35	58.5	21	46	36	50		
1C-36-45	M36X2	M45X2	28	35	59	21	46	41	50		
1D-14-16	M14X1.5	M16X1.5	6	8	47	18	17	17	19	63 重系列 S	
1D-14-18	M14X1.5	M18X1.5	6	10	48	17.5	19	17	22		
1D-14-20	M14X1.5	M20X1.5	6	12	50	19.5	22	17	24		
1D-16-18	M16X1.5	M18X1.5	8	10	48	17.5	19	19	22		
1D-16-20	M16X1.5	M20X1.5	8	12	50	19.5	22	19	24		
1D-18-20	M18X1.5	M20X1.5	10	12	51	19	22	22	24		
1D-18-22	M18X1.5	M22X1.5	10	14	54	20.5	24	22	27		
1D-18-30	M18X1.5	M30X2	10	20	59.5	22	32	22	36		
1D-20-22	M20X1.5	M22X1.5	12	14	54	20.5	24	24	27		40 重系列 S
1D-20-24	M20X1.5	M24X1.5	12	16	54	20	27	24	30		
1D-20-30	M20X1.5	M30X2	12	20	59.5	22	32	24	36		
1D-22-24	M22X1.5	M24X1.5	14	16	57	21.5	27	27	30		
1D-24-30	M24X1.5	M30X2	16	20	62.5	23	32	30	36		
1D-24-36	M24X1.5	M36X2	16	25	67.5	25.5	41	30	46		
1D-30-36	M30X2	M36X2	20	25	71	25.5	41	36	46		
1D-30-42	M30X2	M42X2	20	30	74	26	46	36	50		
1D-36-42	M36X2	M42X2	25	30	77	26.5	46	46	50		
1D-42-52	M42X2	M52X2	30	38	86.5	28.5	55	50	60		

注: 如需带卡套及卡套螺母整套订货, 则请在代号后加“RN”, 如1C-30-36RN。  
 Note: In case if you are interested to order the adapter in complete set with cutting ring and nut, it is necessary to insert suffix "RN" after our part no., for example 1C-30-36RN.


**1C9  
1D9**
**1C9-RN  
1D9-RN**
**90° 弯曲接头  
90° ELBOW FITTINGS**

代号 PART NO.	螺纹 THREAD		管子外径TUBE O.D.		尺寸 DIMENSIONS				压力等级 MPa
	E	F	D1	D2	I1,I2	L1,L2	S1	S2,S3	
1C9-08LL	M8X1	M8X1	4	4	11	21	9	10	10 特轻系列 LL
1C9-10LL	M10X1	M10X1	6	6	9.5	21	9	12	
1C9-12LL	M12X1	M12X1	8	8	11.5	23	12	14	
1C9-12	M12X1.5	M12X1.5	6	6	12	27	12	14	31.5 轻系列 L
1C9-14	M14X1.5	M14X1.5	8	8	14	29	12	17	
1C9-16	M16X1.5	M16X1.5	10	10	15	30	14	19	
1C9-18	M18X1.5	M18X1.5	12	12	17	32	17	22	
1C9-22	M22X1.5	M22X1.5	15	15	21	36	19	27	
1C9-26	M26X1.5	M26X1.5	18	18	23.5	40	24	32	
1C9-30	M30X2	M30X2	22	22	27.5	44	27	36	16 轻系列 L
1C9-36	M36X2	M36X2	28	28	30.5	47	36	41	
1C9-45	M45X2	M45X2	35	35	34.5	56	41	50	
1C9-52	M52X2	M52X2	42	42	40	63	50	60	
1D9-14	M14X1.5	M14X1.5	6	6	16	31	12	17	
1D9-16	M16X1.5	M16X1.5	8	8	17	32	14	19	
1D9-18	M18X1.5	M18X1.5	10	10	17.5	34	17	22	
1D9-20	M20X1.5	M20X1.5	12	12	21.5	38	17	24	
1D9-22	M22X1.5	M22X1.5	14	14	22	40	19	27	
1D9-24	M24X1.5	M24X1.5	16	16	24.5	43	24	30	40 重系列 S
1D9-30	M30X2	M30X2	20	20	26.5	48	27	36	
1D9-36	M36X2	M36X2	25	25	30	54	36	46	
1D9-42	M42X2	M42X2	30	30	35.5	62	41	50	
1D9-52	M52X2	M52X2	38	38	41	72	50	60	

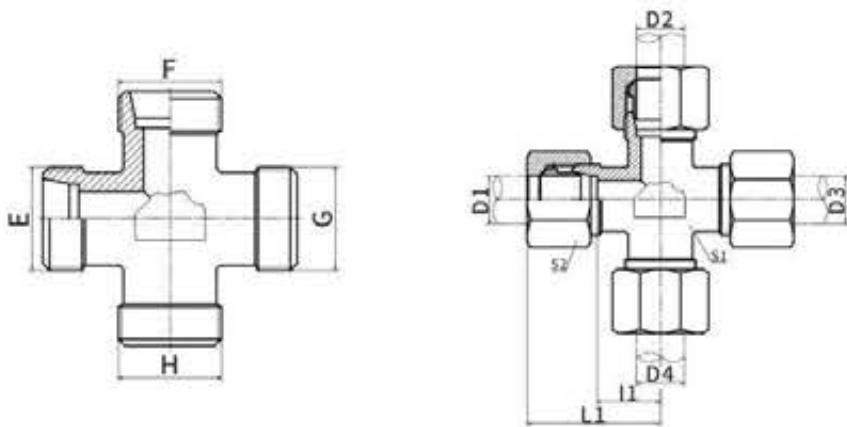
注: 如需带卡套及卡套螺母整套订货, 则请在代号后加“RN”, 如1C9-30RN。  
 Note: In case if you are interested to order the adapter in complete set with cutting ring and nut, it is necessary to insert suffix "RN" after our part no., for example 1C9-30RN.


**AC  
AD**
**AC-RN  
AD-RN**
**三通接头  
EQUAL TEES**

代号 PART NO.	螺纹 THREAD	管子外径TUBE O.D.	尺寸 DIMENSIONS				压力等级 MPa		
			E,F,G	D1,D2,D3	I1,I2,I3	L1,L2,L3		S1	S2,S3,S4
AC-08LL	M8X1	4			11	21	9	10	10 特轻系列 LL
AC-10LL	M10X1	6			9.5	21	9	12	
AC-12LL	M12X1	8			11.5	23	12	14	
AC-12	M12X1.5	6			12	27	12	14	25 轻系列 L
AC-14	M14X1.5	8			14	29	12	17	
AC-16	M16X1.5	10			15	30	14	19	
AC-18	M18X1.5	12			17	32	17	22	
AC-22	M22X1.5	15			21	36	19	27	
AC-26	M26X1.5	18			23.5	40	24	32	
AC-30	M30X2	22			27.5	44	27	36	16 轻系列 L
AC-36	M36X2	28			30.5	47	36	41	
AC-45	M45X2	35			34.5	56	41	50	
AC-52	M52X2	42			40	63	50	60	
AD-14	M14X1.5	6			16	31	12	17	
AD-16	M16X1.5	8			17	32	14	19	
AD-18	M18X1.5	10			17.5	34	17	22	
AD-20	M20X1.5	12			21.5	38	17	24	
AD-22	M22X1.5	14			22	40	19	27	
AD-24	M24X1.5	16			24.5	43	24	30	40 重系列 S
AD-30	M30X2	20			26.5	48	27	36	
AD-36	M36X2	25			30	54	36	46	
AD-42	M42X2	30			35.5	62	41	50	
AD-52	M52X2	38			41	72	50	60	

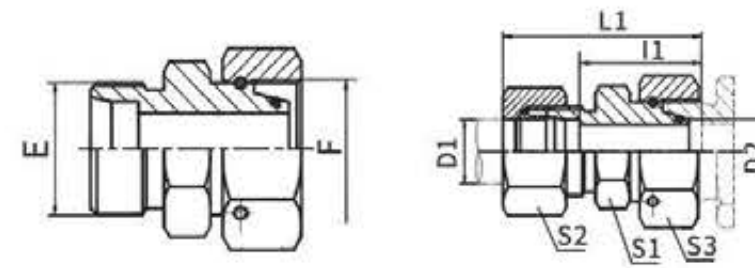
注: 如需带卡套及卡套螺母整套订货, 则请在代号后加“RN”, 如AC-22RN。

Note: In case if you are interested to order the adapter in complete set with cutting ring and nut, it is necessary to insert suffix "RN" after our part no., for example AC-22RN.


**四通接头  
CROSS FITTINGS**
**XC  
XD**
**XC-RN  
XD-RN**

代号 PART NO.	螺纹 THREAD E,F,G,H	管子外径 TUBE O.D. D1,D2,D3,D4	尺寸 DIMENSIONS				压力等级 MPa
			I1	L1	S1	S2	
XC-08LL	M8X1	4	11	21	9	10	10 特轻系列 LL
XC-10LL	M10X1	6	9.5	21	9	12	
XC-12LL	M12X1	8	11.5	23	12	14	
XC-12	M12X1.5	6	02	27	12	14	31.5 轻系列 L
XC-14	M14X1.5	8	14	29	12	17	
XC-16	M16X1.5	10	15	30	14	19	
XC-18	M18X1.5	12	17	32	17	22	
XC-22	M22X1.5	15	21	36	19	27	
XC-26	M26X1.5	18	23.5	40	24	32	
XC-30	M30X2	22	27.5	44	27	36	16 轻系列 L
XC-36	M36X2	28	30.5	47	36	41	
XC-45	M45X2	35	34.5	56	41	50	
XC-52	M52X2	42	40	63	50	60	
XD-14	M14X1.5	6	16	31	12	17	63 重系列 S
XD-16	M16X1.5	8	17	32	14	19	
XD-18	M18X1.5	10	17.5	34	17	22	
XD-20	M20X1.5	12	21.5	38	17	24	
XD-22	M22X1.5	14	22	40	19	27	40 重系列 S
XD-24	M24X1.5	16	24.5	43	24	30	
XD-30	M30X2	20	26.5	48	27	36	
XD-36	M36X2	25	30	54	36	46	
XD-42	M42X2	30	35.5	62	41	50	31.5重系列S
XD-52	M52X2	38	41	72	50	60	

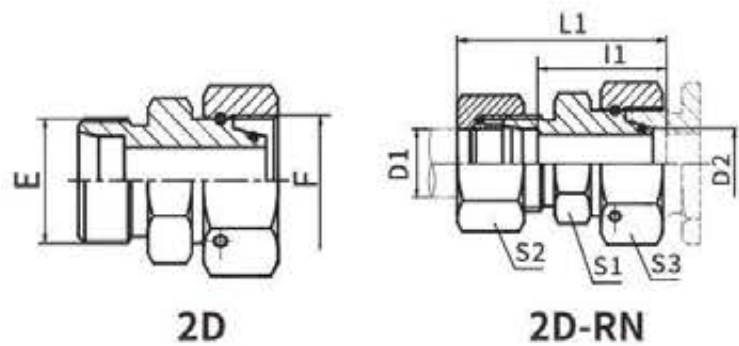
注：如需带卡套及卡套螺母整套订货，则请在代号后加“RN”，如XC-30RN。  
 Note: In case if you are interested to order the adapter in complete set with cutting ring and nut, it is necessary to insert suffix "RN" after our part no., for example XC-30RN.


**外螺纹内螺纹转换接头  
REDUCER TUBE ADAPTOR  
WITH SWIVEL NUT**
**2C**
**2C-RN**

代号 PART NO.	螺纹 THREAD	管子外径 TUBE O.D.	尺寸 DIMENSIONS							压力等级 MPa	
			E	F	D1	D2	I1	L1	S1		S2
2C-12-14	M12X1.5	M14X1.5	6	8	23.5	38	12	14	17	31.5 轻系列 L	
2C-12-16	M12X1.5	M16X1.5	6	10	25	40	14	14	19		
2C-14-16	M14X1.5	M16X1.5	8	10	25	40	14	17	19		
2C-16-18	M16X1.5	M18X1.5	10	12	26	41	17	19	22		
2C-14-22	M14X1.5	M22X1.5	8	15	28.5	43	19	17	27		
2C-16-22	M16X1.5	M22X1.5	10	15	29.5	44	19	19	27		
2C-18-22	M18X1.5	M22X1.5	12	15	29.5	44	19	22	27		
2C-16-26	M16X1.5	M26X1.5	10	18	29	44	24	19	32		
2C-18-26	M18X1.5	M26X1.5	12	18	29	44	24	22	32		
2C-22-26	M22X1.5	M26X1.5	15	18	30	45	24	27	32		
2C-18-30	M18X1.5	M30X2	12	22	33	48	27	22	36		16 轻系列 L
2C-22-30	M22X1.5	M30X2	15	22	34	49	27	27	36		
2C-26-30	M26X1.5	M30X2	18	22	33.5	50	27	32	36		
2C-22-36	M22X1.5	M36X2	15	28	36	51	36	27	41		
2C-26-36	M26X1.5	M36X2	18	28	35.5	52	36	32	41		
2C-30-36	M30X2	M36X2	22	28	37.5	54	36	36	41		
2C-26-45	M26X1.5	M45X2	18	35	38.5	55	41	32	50		
2C-30-45	M30X2	M45X2	22	35	40.5	57	41	36	50		
2C-36-45	M36X2	M45X2	28	35	40.5	57	41	41	50		
2C-26-52	M26X1.5	M52X2	18	42	42	58	50	32	60		
2C-30-52	M30X2	M52X2	22	42	44	60	50	36	60		
2C-36-52	M36X2	M52X2	28	42	44	61	50	41	60		
2C-45-52	M45X2	M52X2	35	42	43	65	50	50	60		

注：如需带卡套及卡套螺母整套订货，则请在代号后加“RN”，如2C-30-52RN。  
 Note: In case if you are interested to order the adapter in complete set with cutting ring and nut, it is necessary to insert suffix "RN" after our part no., for example 2C-30-52RN.

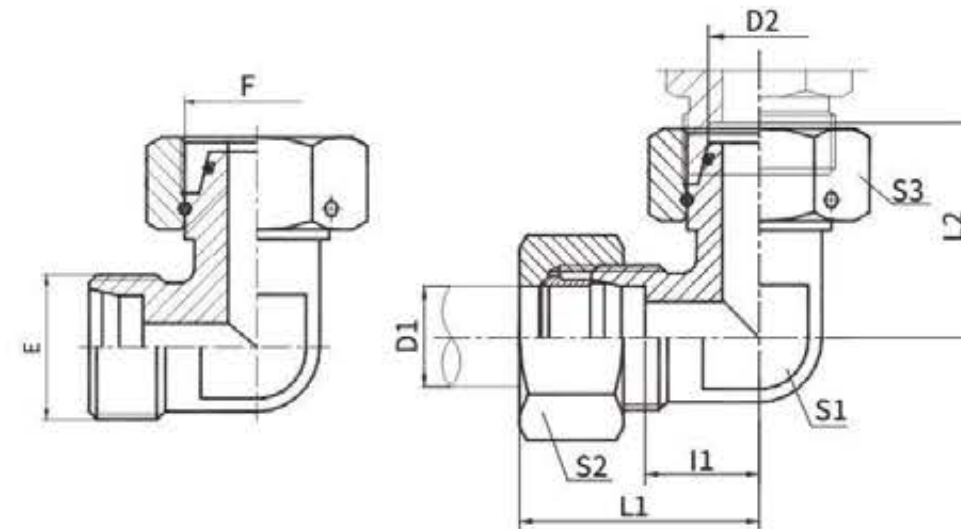




外螺纹内螺纹转换接头  
REDUCER TUBE ADAPTOR  
WITH SWIVEL NUT

代号 PART NO.	螺纹 THREAD		管子外径 TUBE O.D.		尺寸 DIMENSIONS					压力等级 MPa
	E	F	D1	D2	I1	L1	S1	S2	S3	
2D-14-16	M14X1.5	M16X1.5	6	8	27	42	14	17	19	63 重系列 S
2D-14-18	M14X1.5	M18X1.5	6	10	27.5	42	17	17	22	
2D-14-20	M14X1.5	M20X1.5	6	12	29	44	17	17	24	
2D-16-20	M16X1.5	M20X1.5	8	12	29	44	17	19	24	
2D-16-22	M16X1.5	M22X1.5	8	14	31.5	46	19	19	27	
2D-18-20	M18X1.5	M20X1.5	10	12	31	46	19	22	24	
2D-18-22	M18X1.5	M22X1.5	10	14	31	47	19	22	27	
2D-20-22	M20X1.5	M22X1.5	12	14	31	47	22	24	27	
2D-16-24	M16X1.5	M24X1.5	8	16	32	47	22	19	30	40 重系列 S
2D-18-24	M18X1.5	M24X1.5	10	16	31.5	48	22	22	30	
2D-18-30	M18X1.5	M30X2	10	20	35.5	52	27	22	36	
2D-20-24	M20X1.5	M24X1.5	12	16	33.5	50	22	24	30	
2D-20-30	M20X1.5	M30X2	12	20	35.5	52	27	24	36	
2D-22-24	M22X1.5	M24X1.5	14	16	33	51	24	27	30	
2D-22-30	M22X1.5	M30X2	14	20	37	55	27	27	36	
2D-22-36	M22X1.5	M36X2	14	25	39.5	57	36	27	46	
2D-24-30	M24X1.5	M30X2	16	20	37.5	55	30	30	36	
2D-24-36	M24X1.5	M36X2	16	25	39	57	36	30	46	
2D-24-42	M24X1.5	M42X2	16	30	44.5	63	41	30	50	
2D-30-36	M30X2	M36X2	20	25	39	61	36	36	46	
2D-30-42	M30X2	M42X2	20	30	44.5	66	41	36	50	
2D-36-42	M36X2	M42X2	25	30	44	69	41	46	50	
2D-24-52	M24X1.5	M52X2	16	38	48	66	50	30	60	
2D-30-52	M30X2	M52X2	20	38	48	70	50	36	60	
2D-36-52	M36X2	M52X2	25	38	48.5	73	50	46	60	
2D-42-52	M42X2	M52X2	30	38	49	76	50	50	60	

注：如需带卡套及卡套螺母整套订货，则请在代号后加“RN”，如2D-30-52RN。  
Note: In case if you are interested to order the adapter in complete set with cutting ring and nut, it is necessary to insert suffix "RN" after our part no., for example 2D-30-52RN.



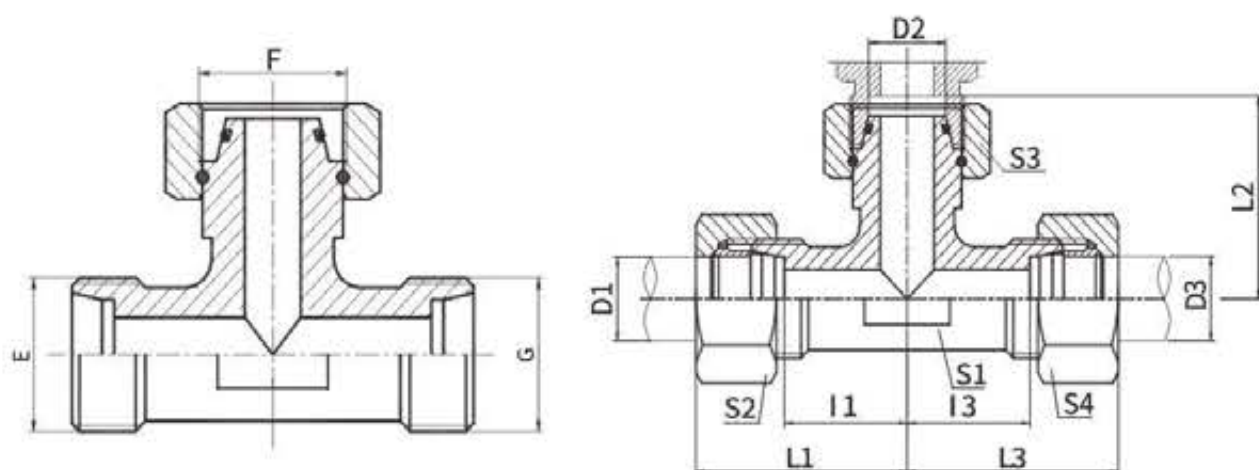
2C9  
2D9

2C9-RN  
2D9-RN

90° 弯外螺纹内螺纹转换接头  
90° ELBOW REDUCER TUBE  
ADAPTOR WITH SWIVEL NUT

代号 PART NO.	螺纹 THREAD		管子外径 TUBE O.D.		尺寸 DIMENSIONS					压力等级 MPa	
	E	F	D1	D2	I1	L1	L2	S1	S2		S3
2C9-12	M12X1.5	M12X1.5	6	6	12	27	26	12	14	14	25 轻系列 L
2C9-14	M14X1.5	M14X1.5	8	8	14	29	27.5	12	17	17	
2C9-16	M16X1.5	M16X1.5	10	10	15	30	29	14	19	19	
2C9-18	M18X1.5	M18X1.5	12	12	17	32	29.5	17	22	22	
2C9-22	M22X1.5	M22X1.5	15	15	21	36	32.5	19	27	27	
2C9-26	M26X1.5	M26X1.5	18	18	23.5	40	35.5	24	32	32	
2C9-30	M30X2	M30X2	22	22	27.5	44	38.5	27	36	36	
2C9-36	M36X2	M36X2	28	28	30.5	47	41.5	36	41	41	
2C9-45	M45X2	M45X2	35	35	34.5	56	51	41	50	50	
2C9-52	M52X2	M52X2	42	42	40	63	56	50	60	60	
2D9-14	M14X1.5	M14X1.5	6	6	16	31	27	12	17	17	63 重系列 S
2D9-16	M16X1.5	M16X1.5	8	8	17	32	27.5	14	19	19	
2D9-18	M18X1.5	M18X1.5	10	10	17.5	34	30	17	22	22	
2D9-20	M20X1.5	M20X1.5	12	12	21.5	38	31	17	24	24	
2D9-22	M22X1.5	M22X1.5	14	14	22	40	35	19	27	27	
2D9-24	M24X1.5	M24X1.5	16	16	24.5	43	36.5	24	30	30	
2D9-30	M30X2	M30X2	20	20	26.5	48	44.5	27	36	36	
2D9-36	M36X2	M36X2	25	25	30	54	50	36	46	46	
2D9-42	M42X2	M42X2	30	30	35.5	62	55	41	50	50	
2D9-52	M52X2	M52X2	38	38	41	72	63	50	60	60	

注：如需带卡套及卡套螺母整套订货，则请在代号后加“RN”，如2C9-30RN。  
Note: In case if you are interested to order the adapter in complete set with cutting ring and nut, it is necessary to insert suffix "RN" after our part no., for example 2C9-30RN.



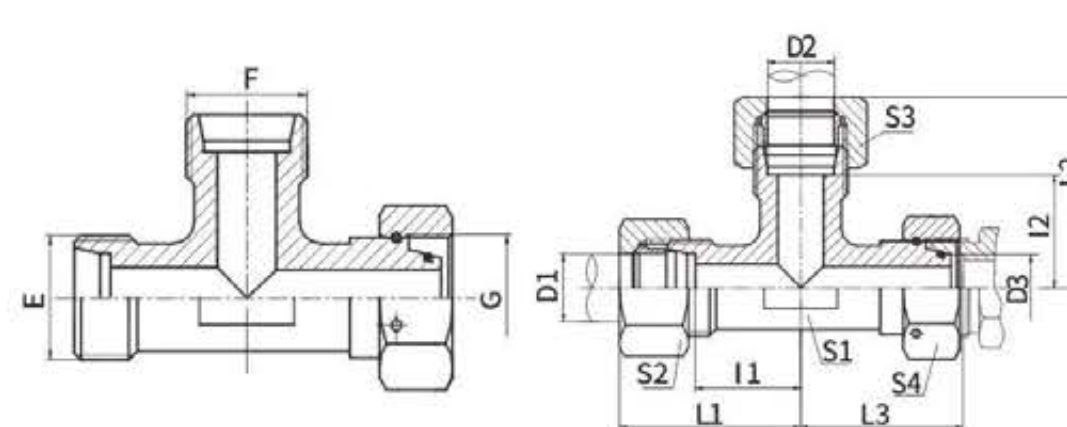
BC  
BD

BC-RN  
BD-RN  
内螺纹分支三通接头  
BRANCH TEE FITTINGS  
WITH SWIVEL NUT

代号 PART NO.	螺纹 THREAD		管子外径 TUBE O.D.		尺寸 DIMENSIONS						压力等级 MPa
	E,G	F	D1,D3	D2	I1,I3	L1,L3	L2	S1	S2,S4	S3	
BC-12	M12X1.5	M12X1.5	6	6	12	27	26	12	14	14	31.5 轻系列 L
BC-14	M14X1.5	M14X1.5	8	8	14	29	27.5	12	17	17	
BC-16	M16X1.5	M16X1.5	10	10	15	30	29	14	19	19	
BC-18	M18X1.5	M18X1.5	12	12	17	32	29.5	17	22	22	
BC-22	M22X1.5	M22X1.5	15	15	21	36	32.5	19	27	27	
BC-26	M26X1.5	M26X1.5	18	18	23.5	40	35.5	24	32	32	
BC-30	M30X2	M30X2	22	22	27.5	44	38.5	27	36	36	16 轻系列L
BC-36	M36X2	M36X2	28	28	30.5	47	41.5	36	41	41	
BC-45	M45X2	M45X2	35	35	34.5	56	51	41	50	50	
BC-52	M52X2	M52X2	42	42	40	63	56	50	60	60	
BD-14	M14X1.5	M14X1.5	6	6	16	31	27	12	17	17	63 重系列 S
BD-16	M16X1.5	M16X1.5	8	8	17	32	27.5	14	19	19	
BD-18	M18X1.5	M18X1.5	10	10	17.5	34	30	17	22	22	
BD-20	M20X1.5	M20X1.5	12	12	21.5	38	31	17	24	24	
BD-22	M22X1.5	M22X1.5	14	14	22	40	35	19	27	27	40 重系列 S
BD-24	M24X1.5	M24X1.5	16	16	24.5	43	36.5	24	30	30	
BD-30	M30X2	M30X2	20	20	26.5	48	44.5	27	36	36	
BD-36	M36X2	M36X2	25	25	30	54	50	36	46	46	
BD-42	M42X2	M42X2	30	30	35.5	62	55	41	50	50	31.5重系列S
BD-52	M52X2	M52X2	38	38	41	72	63	50	60	60	

注：如需带卡套及卡套螺母整套订货，则请在代号后加“RN”，如BC-30RN。

Note: In case if you are interested to order the adapter in complete set with cutting ring and nut ,it is necessary to insert suffix "RN" after our part no.,for example BC-30RN.



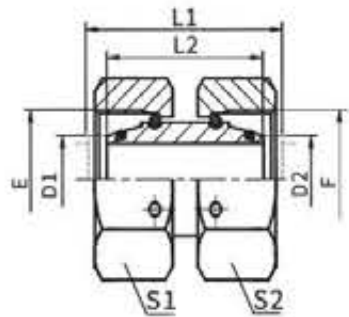
CC  
CD

CC-RN  
CD-RN  
内螺纹主支三通接头  
BRANCH TEE FITTINGS  
WITH SWIVEL NUT

代号 PART NO.	螺纹 THREAD		管子外径 TUBE O.D.		尺寸 DIMENSIONS						压力等级 MPa
	E,F	G	D1,D2	D3	I1,I2	L1,L2	L3	S1	S2,S3	S4	
CC-12	M12X1.5	M12X1.5	6	6	12	27	26	12	14	14	31.5 轻系列 L
CC-14	M14X1.5	M14X1.5	8	8	14	29	27.5	12	17	17	
CC-16	M16X1.5	M16X1.5	10	10	15	30	29	14	19	19	
CC-18	M18X1.5	M18X1.5	12	12	17	32	29.5	17	22	22	
CC-22	M22X1.5	M22X1.5	15	15	21	36	32.5	19	27	27	
CC-26	M26X1.5	M26X1.5	18	18	23.5	40	35.5	24	32	32	
CC-30	M30X2	M30X2	22	22	27.5	44	38.5	27	36	36	16 轻系列 L
CC-36	M36X2	M36X2	28	28	30.5	47	41.5	36	41	41	
CC-45	M45X2	M45X2	35	35	34.5	56	51	41	50	50	
CC-52	M52X2	M52X2	42	42	40	63	56	50	60	60	
CD-14	M14X1.5	M14X1.5	6	6	16	31	27	12	17	17	63 重系列 S
CD-16	M16X1.5	M16X1.5	8	8	17	32	27.5	14	19	19	
CD-18	M18X1.5	M18X1.5	10	10	17.5	34	30	17	22	22	
CD-20	M20X1.5	M20X1.5	12	12	21.5	38	31	17	24	24	
CD-22	M22X1.5	M22X1.5	14	14	22	40	35	19	27	27	40 重系列 S
CD-24	M24X1.5	M24X1.5	16	16	24.5	43	36.5	24	30	30	
CD-30	M30X2	M30X2	20	20	26.5	48	44.5	27	36	36	
CD-36	M36X2	M36X2	25	25	30	54	50	36	46	46	
CD-42	M42X2	M42X2	30	30	35.5	62	55	41	50	50	31.5重系列S
CD-52	M52X2	M52X2	38	38	41	72	63	50	60	60	

注：如需带卡套及卡套螺母整套订货，则请在代号后加“RN”，如CC-30RN。

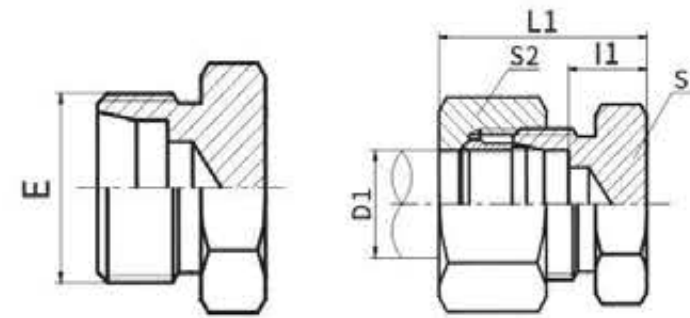
Note: In case if you are interested to order the adapter in complete set with cutting ring and nut ,it is necessary to insert suffix "RN" after our part no.,for example CC-30RN.



3C 3D

内螺纹直通接头  
STRAIGHT TUBE ADAPTORS  
WITH SWIVEL NUT

代号 PART NO.	螺纹 THREAD E,F	管子外径 TUBE O.D. D1,D2	尺寸 DIMENSIONS			压力等级 MPa
			L1	L2	S1,S2	
3C-12	M12X1.5	6	33	32	14	31.5 轻系列 L
3C-14	M14X1.5	8	33	32	17	
3C-16	M16X1.5	10	34	33	19	
3C-18	M18X1.5	12	34	33	22	
3C-22	M22X1.5	15	39	38	27	
3C-26	M26X1.5	18	41	39	32	
3C-30	M30X2	22	44	42	36	16 轻系列 L
3C-36	M36X2	28	48	46	46	
3C-45	M45X2	35	52	48	50	
3C-52	M52X2	42	57	52	60	
3D-14	M14X1.5	6	33	32	17	
3D-16	M16X1.5	8	34	33	19	
3D-18	M18X1.5	10	35	33	22	
3D-20	M20X1.5	12	38	36	24	
3D-22	M22X1.5	14	41	39	27	
3D-24	M24X1.5	16	42	39	30	40 重系列 S
3D-30	M30X2	20	48	44	36	
3D-36	M36X2	25	53	46	46	
3D-42	M42X2	30	62	52	50	
3D-52	M52X2	38	67	52	60	



4C  
4D

4C-RN  
4D-RN

堵头  
PLUG

代号 PART NO.	螺纹 THREAD E	管子外径 TUBE O.D. D1	尺寸 DIMENSIONS				压力等级 MPa
			I1	L1	S1	S2	
4C-12	M12X1.5	6	7	22	12	14	31.5 轻系列
4C-14	M14X1.5	8	8	23	14	17	
4C-16	M16X1.5	10	9	24	17	19	
4C-18	M18X1.5	12	10	25	19	22	
4C-22	M22X1.5	15	11	26	24	27	
4C-26	M26X1.5	18	11.5	28	27	32	
4C-30	M30X2	22	13.5	30	32	36	16 轻系列 L
4C-36	M36X2	28	14.5	31	41	41	
4C-45	M45X2	35	14.5	36	46	50	
4C-52	M52X2	42	16	39	55	60	
4D-14	M14X1.5	6	11	26	14	17	
4D-16	M16X1.5	8	13	28	17	19	
4D-18	M18X1.5	10	12.5	29	19	22	
4D-20	M20X1.5	12	14.5	31	22	24	
4D-22	M22X1.5	14	16	34	24	27	
4D-24	M24X1.5	16	15.5	34	27	30	40 重系列 S
4D-30	M30X2	20	17.5	39	32	36	
4D-36	M36X2	25	20	44	38	46	
4D-42	M42X2	30	20.5	47	46	50	
4D-52	M52X2	38	23	54	55	60	

注：如需带卡套及卡套螺母整套订货，则请在代号后加“RN”，如4C-30RN。

Note: In case if you are interested to order the adapter in complete set with cutting ring and nut, it is necessary to insert suffix "RN" after our part no., for example 4C-30RN.